




BCH



PRICE LIST

Effective : 5th January 2021



www.bchindia.com



BCH

**BCH
ELECTRIC
LIMITED**



Modern facilities at Faridabad & Rudrapur

Our Strengths

- ◆ State-of-the-art product development and R&D
- ◆ Modern manufacturing facilities
- ◆ Tool room with latest facilities
- ◆ Serving customers for five decades
- ◆ Presence in ~50 locations
- ◆ 650 channel partners
- ◆ ISO 14001:2015 and ISO 9001:2015 certified company

Core Values

- ◆ Integrity
- ◆ Nurturing People
- ◆ Commitment to Customers
- ◆ Striving for Excellence
- ◆ Long Term Thinking

Quality Policy

We as a member of BCH Electric Limited manufacturer of Low Voltage Switchgear & Controlgear products, are fully committed to provide Quality products and service in compliance with applicable Statutory and Regulatory requirements, to meet or exceed the customer need and expectations through -

- ◆ Continual improvement
- ◆ Involvement of employees
- ◆ Setting Quality objectives
- ◆ Training and development of employees

Health & Safety Policy

We as a member of BCH Electric Limited manufacturer of Low Voltage Switchgear & Controlgear products, are fully committed to conduct Business in compliance to applicable Health & Safety legislation and regulation.

We shall continually improve through -

- ◆ Provide Safe & Healthy working conditions for the prevention of work related injury and ill health.
- ◆ Develop & maintain the Health & Safety objectives & targets and conduct health & safety programs for achieving the objectives and target.
- ◆ The prevention of accidents through the identification, assessment and elimination of workplace hazards and the promotion of health & safety awareness among its employees and contractors.
- ◆ Encourage employee's participation and consultation in matters affecting the health, safety and well being of our people and seek suggestions from our employees of ways in which health, safety & well being can be furthered.

The Health & safety policy is publicly available on request.

Environmental Policy

We as a member of BCH Electric Limited manufacturer of Low Voltage Switchgear & Controlgear products, are fully committed to conduct Business in compliance to applicable Environmental legislation and regulation.

We shall continually improve through -

- ◆ Provide a framework for setting and reviewing environmental objectives and targets.
- ◆ Regularly review the impact of our activities on environment and strive to reduce the pollution/waste.
- ◆ Involve employees in our environmental program and provide necessary training to enable them to discharge their responsibilities towards environment management.
- ◆ Sustain the program of continual improvement in environment in environmental performance incorporating suitable metrics and monitoring.

The Environment policy is publicly available on request.



www.bchindia.com

Our Products



Switchgear & Controlgear




Motor Starters & Submersible Pump Starters




MCB & MCB Distribution Boxes




Enclosure Systems



Wires & Cables



Power Factor Control Product



Motors



Automation Product



Motor Control Centres (MCCs), Power Control Centres (PCCs) & Custom Built Products

INDEX

Low Voltage Switch Gear & Control Gear Products

• Air Circuit Breakers	2
• MCCBs - Resilient	3
• MCB	5
• Isolators, MCB Distribution Boxes, RCCB New	6
• MCCBs - Tembreak 2	9
• Accessories - Tembreak 2 MCCB	12
• FSU, SDFU	13
• AC Contactors, Accessories & Spares	14
• Overload Relays	25
• Electronic Overcurrent Relays (BOCR)	27
• Motor Protection Circuit Breakers (MPCB)	28
• Solid State Relays	31
• DC Contactors	34
• Limit Switches	37
• Foot Switches	40
• Push Buttons, Indicating Lights, LEDs	40
• AC Solenoids & Brakes	44
• DC Brakes	45
• Spares - DC Brakes	50
• Plugs & Sockets	51
• Plug & Socket Boxes	53
• Pneumatic Timers	54

Motor Starters & Submersible Pump Starters

• Motor Starters	55
- Shakti - DOL (Shakti WP, Shakti) & SASD	56
- Shakti - FASD, Auto-DOL & DOL SPS	57
- Citation - DOL (with NHD & Citation Contactor) & SASD	58
- Citation - FASD, Higher HP FASD Starters & Reversing DOL	59
- FASD with EOOCR, Industrial DOL & Wireless Modem	60
- Mini Manual DOL 1Ph & 3Ph, DOL-1Ph & Manual Star-Delta Starter	61
• Submersible Pump Starters	62
- 3-Ph SPS - Citation - DOL & SD	63
- 3-Ph SPS - Citation - DOL & SD and Shakti P - DOL New	64
- 1-Ph SPS (with CPG Contactor & Mini Manual)	65
- Oil Immersed DOL & Star Delta Starters (SASD & FASD)	66
- Spares for Motor Starters & SPS	67
- Contact Kits, Spares - SPS "P", Dual Meters, Coil Master Table	68

Enclosure Systems

• Bhartia Box IP: 55, IP: 66	70
• 'BCH-SS' Stainless Steel	71
• Terminal Box IP:55 & IP:66	71
• Techno-Modular Enclosures	72

• Smartline TME	73
• Semi Modular Enclosures	75
• TEOS Plus Enclosures New	76
• TCE Series Enclosures New	77
• MCC, PCC & PMCC Bare Enclosures (Fixed & Draw-out Type)	81
• Control Desks	82
• IT Racks - 19" and ETSI Racks	83



Wires & Cables

• 3-Core Flat Cables for Submersible Pump Applications	86
• Single & Multi Core PVC Flexible Cables	87



Power Factor Control Products

• LT Power Capacitors	89
• Freedom Series Capacitor Duty Contactor	92
• Super Heavy Duty Capacitors, Detuned Reactors	92



Motors

• High Efficiency Motors - General Purpose	93
• Premium Efficiency Motors - General Purpose	93
• High Efficiency Motors - Inverter Duty	93
• Premium Efficiency Motors - Inverter Duty	93



Automation Products

• AC Drives	95
• Digital DC Drives	96
• Soft Starters	97
• e-prox Proximity Sensors	98
• Plug-in Relays	102
• Electronic Timers	104



Custom Built Products

• MCC & PCC	107
• APFC Panels	108
• Crane Control Panels	109
• Punch Grid Resistors & Panels, NGR & DBR	110
• Special Purpose Starters	110
• Power Receptacles	111
• Auto Transformer Starters	112

Tough Rugged & Reliable

Miniature Circuit Breaker

- Line load interchangeability
- Suitable for isolation
- Suitable for IT systems
- Current limiting design
- 45mm panel cutout, suitable for standard MCB distribution boards
- Possibility of bus bar termination at both ends



BCH
ELECTRIC
LIMITED

Corporate Office : 1105, New Delhi House, 27, Barakhamba Road, New Delhi - 110 001, Tel. : 91-11-43673100
E-mail : marketing@bchindia.com • www.bchindia.com


Registered Office : Block 1E, 216, Acharya Jagadish Chandra Bose Road, Kolkata - 700 017

Works 1 : 20/4, Mathura Road, Faridabad - 121 006 (Haryana) Tel. : 0129-4063000/4293000 Fax : 0129-2304024

Works 2 : 64-68, Sector-7, IIE, Pant Nagar, Rudrapur, Udham Singh Nagar - 263 153 (Uttarakhand) Tel. : 05944-250214/16 Fax : 05944-250215

Low Voltage Switch Gear & Control Gear Products




- Air Circuit Breakers
- MCCBs
 - Resilient, Tembreak 2
- MCB, Isolator, MCB Distribution Boxes, RCCB 
- FSU, SDFU
- AC Contactors
- DC Contactors
- Solid State Relays
- Overload Relays
- Electronic Overcurrent Relays (BOCR)
- Motor Protection Circuit Breakers (MPCB)
- Limit Switches
- Push Buttons, Indicating Lights, LEDs
- Foot Switches
- AC Solenoids & Brakes
- DC Brakes
- Plugs & Sockets
- Plug & Socket Boxes
- Rewireable Fuse Switches
- Pneumatic Timers
- Motor Starters
 - DOL
 - Mini Manual
 - Star Delta
 - Spares-Motor Starters & Supersible Pump Starters
- Submersible Pump Starters
 - Three Phase (DOL and Star Delta)
 - Single Phase
- Oil Immersed Starters

Air Circuit Breakers..... BCH

TemPower2 Range of Air Circuit Breakers

HSN Code : 8536



@ ACBs with higher breaking capacity and higher current ratings are also available On Request
 MF: Manual Fixed Breaker, EF: Electrical Fixed Breaker
 MDO : Manual Draw out, EDO : Electrical Draw out

Releases

TemPower2 provides positive protection for electric power systems.

The TemPower2 Series is equipped with an RMS sensing over-current release (OCR) having a wide range of protection function and capabilities.

Frame	Current rating (A)	Poles	Breaking capacity (Icu=Ics=Icw for 1 sec)	MRP [₹]			
				Fixed Breaker		Draw out breaker	
				MF	EF	MDO	EDO
AR208S	800A	3 4	65kA	On request			
AR212S	1250A	3 4	65kA				
AR216S	1600A	3 4	65kA				
AR220S	2000A	3 4	65kA				
AR325S	2500A	3 4	85kA				
AR332S	3200A	3 4	85kA				
AR440S	4000A	3 4	100kA				
AR650S	5000A	3 4	100kA				
AR663S	6300A	3 4	100kA				


*Standard MRP, means a standard breaker with

- A) Auxiliary Switch (4 change over)
- B) Closing coil (In case of Motorised ACBs)
- C) 1 No Draw out handle (in case of draw out ACB)
- D) Terminations are standard as per : Horizontal : Upto (AR216S)
Vertical : (AR220S, AR325S, AR332S, AR440S, AR650S and AR663S)

E) Calibration : 40° C

F) Neutral CT is required to be ordered when Ground Fault option is required in the release (example AGR11BL-GL)

Note : Above price is with over current release (OCR) Type AGR-11BL-AL with standard Functions LSI Long Time (L), Short Time (S) and Instantaneous (I)



Standard OCR with adjustment dial Type AGR-11B. Standard OCR with LCD-'Ammeter' Type AGR-21B, 22B. Enhanced OCR with LCD-'Analyser' Type AGR-31B.

- For General Feeder circuits (L Characteristics)
- For General Feeder circuits (R Characteristics)
- For Generator protection (S Characteristics)

Protection features

Standard

- Long time delay
- Short time delay
- Instantaneous

Optional

- Ground fault
- Reverse Power trip

- N-phase protection
- Earth leakage
- Two channel pre trip
- Advance LCD display
- Contact temperature monitoring
- Communication protocol
- Phase rotation protection

For prices contact our nearest sales office.

Please note that the price of the ACBs mentioned above is only indicative, to get an actual quote please fill in the ACB Ordering form provided overleaf

HSN Code : 8538

Over current releases (OCR)	Functions	MRP [₹]
AGR-11BL-GL	LSIG*	On Request
AGR-21BL-PS	LSI with LCD display	On Request
AGR-21BL-PG	LSIG with LCD & Communication	On Request
AGR-31BL-PS	LSI with LCD display with energy metering, earth leakage and PTA	On Request
AGR-31BL-PG	LSIG with LCD display with energy metering, earth leakage and PTA	On Request
AGR-21BR-PS	LSI with LCD display with current metering and PTA	On Request
AGR-21BR-PG	LSIG with LCD display with current metering and PTA	On Request

* When using a 3 Pole ACB in a 3 phase 4 wire system, additional Neutral CT is required for OCR type AGR-11BL-GL

All accessories and spares like SHUNT, CLOSING, UNDER VOLTAGE release, castle lock, safety shutter, door interlock, motor charging units, etc. are available on request

* For more details refer product catalogue



HSN Code : 8536

Frame 1

- High Performance Compact Size
- Suitability for Isolation
- Rated at 50° C
- Line Load Interchangeability
- Double Insulation
- Thermal Magnetic Trip unit



Frame -1 :
 $I_{cu}/I_{cs} = 10/7.5, 15/15, 25/25, 30/15, 36/18, 50/25, 50/50$ kA

Frame 2

- High Performance Compact Size
- Suitability for Isolation
- Rated at 50° C
- Line Load Interchangeability
- Double Insulation
- Thermal Magnetic Trip unit



Frame -2 :
 $I_{cu}/I_{cs} = 25/25, 36/18, 36/27, 36/36, 50/25, 50/50$ kA

Complete range RAL-7016 (Dark Grey) front Facia

Spreader Link available as standard (for MCCB without spreader, please contact our sales team)

All above MCCBs have fixed (non adjustable) Magnetic setting

MCCBs with different I_{cu}/I_{cs} combination can be made available On Request

For MCCBs with 'Magnetic only' protection, prices available On Request.

All needed accessories are mentioned on page no 4
 (Extended terminals for all ratings is also available as accessory)

I_{cu} (Overload Setting)	Rated Current	Cat. No.	MRP [₹]
10kA @ (Fixed)	100, 80	XFE***G#	2055
	100, 80 (without spreader terminals)	XFE***G-WT	1945
	63, 50, 40, 32, 25, 20, 16	XFE***G	1855
15kA ~ (Fixed)	100, 80	XFN***P#	4400
	63, 50, 40, 32, 25, 20, 16	XFN***P	4290
25kA ~ (Adjustable)	100, 80	XFS***PV#	6600
	63, 50, 40, 32, 25, 20, 16	XFS***PV	6490
30kA ^ (Adjustable)	100, 80	XFH***NV#	5040
	63, 50, 40, 32, 25, 20, 16	XFH***NV	4930
36kA ^ (Adjustable)	100, 80	XFL***NV#	6490
	63, 50, 40, 32, 25, 20, 16	XFL***NV	6380
50kA ^ (Adjustable)	100, 80	XFV***NV#	10890
	63, 50, 40, 32, 25, 20, 16	XFV***NV	10780
50kA ~ (Adjustable)	100, 80	XFV***PV#	11130
	63, 50, 40, 32	XFV***PV	11000

XFE series with RAL-7035 (Light Grey) front Facia
 Other series with RAL-7016 (Dark Grey) front Facia

~ means $I_{cs} = 100\% I_{cu}$
 @ means $I_{cs} = 75\% I_{cu}$
 ^ means $I_{cs} = 50\% I_{cu}$

Code - Current Rating

Rating	16A	20A	25A	32A	40A	50A	63A	80A	100A
*Code	016	020	025	032	040	050	063	080	100

I_{cu} Overload Setting	Rated Current	Cat No.	MRP [₹]
25kA ~ Adjustable	250	XF2E250PV#	19085
	200	XF2E200PV#	16280
	160	XF2E160PV	12540
	125	XF2E125PV	9625
36kA ^ Adjustable	250	XF2N250NV#	13750
	200	XF2N200NV#	11990
	160	XF2N160NV	9075
	125	XF2N125NV	7810
36kA @ Adjustable	250	XF2N250GV#	20460
	200	XF2N200GV#	18590
	160	XF2N160GV	14190
	125	XF2N125GV	10615
36kA ~ Adjustable	250	XF2N250PV#	20990
	200	XF2N200PV#	18975
	160	XF2N160PV	14630
50kA ^ Adjustable	125	XF2N125PV	10980
	250	XF2H250NV#	21780
	200	XF2H200NV#	20130
50kA ~ Adjustable	160	XF2H160NV	16720
	125	XF2H125NV	12320
	250	XF2H250PV#	22955
50kA ~ Adjustable	200	XF2H200PV#	21120
	160	XF2H160PV	17820
	125	XF2H125PV	15840

~ means $I_{cs} = 100\% I_{cu}$
 @ means $I_{cs} = 75\% I_{cu}$
 ^ means $I_{cs} = 50\% I_{cu}$

* For more details refer product catalogue





Frame -3 :
 $I_{cu}/I_{cs} = 36/36, 50/50 \text{ kA}$
 (Spreader terminal available by default)

Spreader Link available as standard (for MCCB without spreader, please contact our sales team)
 MCCBs with different I_{cu} / I_{cs} combination can be made available On Request
 For MCCBs with 'Magnetic only' protection, prices available On Request.



Frame 3

- High Performance Compact Size
- Suitability for Isolation
- Rated at 50° C
- Line Load Interchangeability
- Double Insulation
- Thermal Magnetic Trip Unit (TMTU)
 - Overload Setting: 0.8-1.0 In
 - Short Circuit Setting: 6-10 In

HSN Code : 8536

I_{cu} (Overload Setting)	Rated Current	Cat. No.	MRP [₹]
36kA ~ (Adjustable)	630	XF3N630PV	32980
	500	XF3N500PV	29590
	400	XF3N400PV	26995
	320	XF3N320PV	25720
50kA ~ (Adjustable)	630	XF3H630PV	34980
	500	XF3H500PV	32245
	400	XF3H400PV	28590
	320	XF3H320PV	27100

~ means $I_{cs} = 100\% I_{cu}$

- Electronic Trip Unit (ETU)-LSIG
 - Overload Setting: 0.4-1.0 In
 - Short Circuit Delay: 50-500 ms
 - Short Circuit Setting: 1.5-10 In
 - Earth Fault Delay: 50-500 ms
 - Earth Fault Setting: 0.2-0.55 In
 - Pre Trip Alarm Indication
 - Instantaneous Setting: 12 In

HSN Code : 8536

I_{cu} (Overload Setting)	Rated Current	Cat. No.	MRP [₹]
36kA ~ (Adjustable)	630	XF3N630PE-LSIG	45210
	400	XF3N400PE-LSIG	41140
50kA ~ (Adjustable)	630	XF3H630PE-LSIG	48710
	400	XF3H400PE-LSIG	44000

~ means $I_{cs} = 100\% I_{cu}$

ACCESSORIES FOR Resilient RANGE OF MCCBs
 HSN Code : 8538

Type	Product	Rating	Cat No.	MRP [₹]
Internal Accessories	Shunt Release	220V - 415V F1	XF3SHT220V	1315
		220V - 415V F2	XF2SHT220V	1315
		220V - 415V F3	XF3SHT220V	2190
	Under Voltage Release	240V F1	XFUV240VA	1740
		240V F2	XF2UV240VA	1765
		240V F3	XF3UV240VA	2740
		415V F1	XFUV415VA	2010
		415V F2	XF2UV415VA	2010
		415V F3	XF3UV415VA	2740
	Auxiliary Contacts	1 C/O + 1 C/O	XFALAX11	1435
2 C/O		XFAX2	1435	

HSN Code : 8538

Type	Product	Rating	Cat No.	MRP [₹]	
External Accessories	Din Rail	F1	F1DIN	200	
		Extended Rotary Handle	F1	F1ROHE	1770
			F2	F2ROHE	1825
	F3		F3ROHE	3830	
	Extended Terminals	F1	ACMF1TP100	360	
		F2	ACMF2TP250	1315	
		Phase Barriers	F1	F1PB	75
	F2		F2PB	195	
	F3		F3PB	225	

HSN Code : 8536

Type	Product	Rating	Cat No.	MRP [₹]
External Accessories	MCCB Enclosure	F1	F1EU3P	875
		F2	F2EU3P	1720

* For more details refer product catalogue




Effective from 05.01.2021



New

HSN Code : 8536

- Line load interchangeability
- Suitable for isolation
- Suitable for IT systems
- Current limiting design
- Possibility of bus bar termination at both ends



Pole	Standard pack of	Rating	Lower Rating Cat. No.	MRP (per unit) [₹]	Rating	B Curve Cat. No.	MRP (per unit) [₹]	C Curve Cat. No.	MRP (per unit) [₹]		
1P	12 units	5A	BCHX10SPC05	375	6A	BCHX10SPB06	222	BCHX10SPC06	225		
		4A	BCHX10SPC04	375	10A	BCHX10SPB10	222	BCHX10SPC10	225		
		3A	BCHX10SPC03	375	16A	BCHX10SPB16	222	BCHX10SPC16	225		
		2A	BCHX10SPC02	375	20A	BCHX10SPB20	222	BCHX10SPC20	225		
		1A	BCHX10SPC01	375	25A	BCHX10SPB25	222	BCHX10SPC25	225		
		0.5A	BCHX10SPCL5	375	32A	BCHX10SPB32	222	BCHX10SPC32	225		
					40A	BCHX10SPB40	525	BCHX10SPC40	525		
					50A	BCHX10SPB50	525	BCHX10SPC50	525		
					63A	BCHX10SPB63	525	BCHX10SPC63	525		
		1P+N	6 units				6A			BCHX10SNC06	685
							10A			BCHX10SNC10	685
							16A			BCHX10SNC16	685
					20A			BCHX10SNC20	685		
					25A			BCHX10SNC25	685		
					32A			BCHX10SNC32	685		
					40A			BCHX10SNC40	1020		
					50A			BCHX10SNC50	1020		
			63A			BCHX10SNC63	1020				
2P	6 units	5A	BCHX10DPC05	1040	6A	BCHX10DPB06	735	BCHX10DPC06	735		
		4A	BCHX10DPC04	1040	10A	BCHX10DPB10	735	BCHX10DPC10	735		
		3A	BCHX10DPC03	1040	16A	BCHX10DPB16	735	BCHX10DPC16	735		
		2A	BCHX10DPC02	1040	20A	BCHX10DPB20	735	BCHX10DPC20	735		
		1A	BCHX10DPC01	1040	25A	BCHX10DPB25	735	BCHX10DPC25	735		
		0.5A	BCHX10DPCL5	1040	32A	BCHX10DPB32	735	BCHX10DPC32	735		
					40A	BCHX10DPB40	1160	BCHX10DPC40	1160		
					50A	BCHX10DPB50	1160	BCHX10DPC50	1160		
					63A	BCHX10DPB63	1160	BCHX10DPC63	1160		
		3P	4 units	5A	BCHX10TPC05	1430	6A	BCHX10TPB06	1165	BCHX10TPC06	1165
				4A	BCHX10TPC04	1430	10A	BCHX10TPB10	1165	BCHX10TPC10	1165
				3A	BCHX10TPC03	1430	16A	BCHX10TPB16	1165	BCHX10TPC16	1165
2A	BCHX10TPC02			1430	20A	BCHX10TPB20	1165	BCHX10TPC20	1165		
1A	BCHX10TPC01			1430	25A	BCHX10TPB25	1165	BCHX10TPC25	1165		
0.5A	BCHX10TPCL5			1430	32A	BCHX10TPB32	1165	BCHX10TPC32	1165		
					40A	BCHX10TPB40	1780	BCHX10TPC40	1780		
					50A	BCHX10TPB50	1780	BCHX10TPC50	1780		
					63A	BCHX10TPB63	1780	BCHX10TPC63	1780		
3P+N	3 units						6A			BCHX10TNC06	1465
							10A			BCHX10TNC10	1465
							16A			BCHX10TNC16	1465
					20A			BCHX10TNC20	1465		
					25A			BCHX10TNC25	1465		
					32A			BCHX10TNC32	1465		
					40A			BCHX10TNC40	1985		
					50A			BCHX10TNC50	1985		
			63A			BCHX10TNC63	1985				
4P	3 units	5A	BCHX10FPC05	1965	6A	BCHX10FPB06	1570	BCHX10FPC06	1570		
		4A	BCHX10FPC04	1965	10A	BCHX10FPB10	1570	BCHX10FPC10	1570		
		3A	BCHX10FPC03	1965	16A	BCHX10FPB16	1570	BCHX10FPC16	1570		
		2A	BCHX10FPC02	1965	20A	BCHX10FPB20	1570	BCHX10FPC20	1570		
		1A	BCHX10FPC01	1965	25A	BCHX10FPB25	1570	BCHX10FPC25	1570		
		0.5A	BCHX10FPCL5	1965	32A	BCHX10FPB32	1570	BCHX10FPC32	1570		
					40A	BCHX10FPB40	2245	BCHX10FPC40	2245		
					50A	BCHX10FPB50	2245	BCHX10FPC50	2245		
					63A	BCHX10FPB63	2245	BCHX10FPC63	2245		

ISOLATORS

BCH

HSN Code : 8536



Poles	Standard Pack of	Rating	Cat. No.	MRP (per unit) [₹]
2P	6 units	40A	BCHISODP40	465
	6 units	63A	BCHISODP63	565
3P	4 units	40A	BCHISOTP40	845
	4 units	63A	BCHISOTP63	940
4P	3 units	40A	BCHISOFP40	990
	3 units	63A	BCHISOFP63	1055

MCB DISTRIBUTION BOXES



HSN Code : 8537



Description	No. of Modules (Incoming + Outgoing)	Single Door		Double Door	
		Cat. No.	MRP [₹]	Cat. No.	MRP [₹]
4 WAY, SPN DB	4	BCHSPNSD04W	855	BCHSPNDD04W	1440
6 WAY, SPN DB	6	BCHSPNSD06W	880	BCHSPNDD06W	1485
8 WAY, SPN DB	8	BCHSPNSD08W	1085	BCHSPNDD08W	1745
12 WAY, SPN DB	12	BCHSPNSD12W	1420	BCHSPNDD12W	2335
16 WAY, SPN DB	16	BCHSPNSD16W	1820	BCHSPNDD16W	2985

HSN Code : 8537



Description	No. of Modules (Incoming + Outgoing)	Single Door		Double Door	
		Cat. No.	MRP [₹]	Cat. No.	MRP [₹]
4 WAY, HTPN DB	8+12	BCHHTPNSD04W	2775	BCHHTPNDD04W	3760
6 WAY, HTPN DB	8+18	BCHHTPNSD06W	3330	BCHHTPNDD06W	4690
8 WAY, HTPN DB	8+24	BCHHTPNSD08W	3655	BCHHTPNDD08W	5820
12 WAY, HTPN DB	8+36	BCHHTPNSD12W	4870	BCHHTPNDD12W	8335

HSN Code : 8537

Description	Cat. No.	No. of Modules (Incoming + Outgoing)	MRP [₹]
4 WAY, DD, MCB I/C, VERTICAL TPN DB	BCHVTPNDD04W-A	8+12	7790
6 WAY, DD, MCB I/C, VERTICAL TPN DB	BCHVTPNDD06W-A	8+18	9220
8 WAY, DD, MCB I/C, VERTICAL TPN DB	BCHVTPNDD08W-A	8+24	10725
12 WAY, DD, MCB I/C, VERTICAL TPN DB	BCHVTPNDD12W-A	8+36	13695

All above DB's are double door



MCB DISTRIBUTION BOXES BCH

HSN Code : 8537



Description	Cat. No.	Suitable for Resilient MCCB Frame	MRP [₹]
4 WAY, DD, 125A, MCCB I/C, VERTICAL TPN DB	BCHVTPNDD04W-B	FRAME 1	11370
8 WAY, DD, 125A, MCCB I/C, VERTICAL TPN DB	BCHVTPNDD08W-B	FRAME 1	13850
12 WAY, DD, 125A, MCCB I/C, VERTICAL TPN DB	BCHVTPNDD12W-B	FRAME 1	17660
4 WAY, DD, 250A, MCCB I/C, VERTICAL TPN DB	BCHVTPNDD04W-C	FRAME 2	13610
8 WAY, DD, 250A, MCCB I/C, VERTICAL TPN DB	BCHVTPNDD08W-C	FRAME 2	16935
12 WAY, DD, 250A, MCCB I/C, VERTICAL TPN DB	BCHVTPNDD12W-C	FRAME 2	19775

All above DB's are double door

HSN Code : 8537



Description	Cat. No.	No. of Modules (Incoming + Outgoing)	MRP [₹]
4 WAY, DD, 7 SEGMENT PHASE SEGREGATED DB	BCHPHSGDD04W	8+12+12	12570
6 WAY, DD, 7 SEGMENT PHASE SEGREGATED DB	BCHPHSGDD06W	8+12+18	14165
8 WAY, DD, 7 SEGMENT PHASE SEGREGATED DB	BCHPHSGDD08W	8+12+24	15815
12 WAY, DD, 7 SEGMENT PHASE SEGREGATED DB	BCHPHSGDD12W	8+12+36	20100

All above DB's are double door

HSN Code : 8537



Description	Cat. No.	No. of Modules (Incoming + Outgoing)	MRP [₹]
4 WAY, 40A, DD, PHASE SELECTOR DB	BCHPHSLDD04W-40		On request
6 WAY, 40A, DD, PHASE SELECTOR DB	BCHPHSLDD06W-40		On request
8 WAY, 40A, DD, PHASE SELECTOR DB	BCHPHSLDD08W-40		On request
12 WAY, 40A, DD, PHASE SELECTOR DB	BCHPHSLDD12W-40		On request
4 WAY, 63A, DD, PHASE SELECTOR DB	BCHPHSLDD04W-63		16045
6 WAY, 63A, DD, PHASE SELECTOR DB	BCHPHSLDD06W-63		16420
8 WAY, 63A, DD, PHASE SELECTOR DB	BCHPHSLDD08W-63		18110
12 WAY, 63A, DD, PHASE SELECTOR DB	BCHPHSLDD12W-63		20065

All above DB's are double door

HSN Code : 8537



Description	Cat. No.	No. of Modules (Incoming + Outgoing)	MRP [₹]
2 ROW, 13 MODULE, DD, ROW DB	BCHROWDB2R13	13	6000
3 ROW, 13 MODULE, DD, ROW DB	BCHROWDB3R13	13	7070
4 ROW, 13 MODULE, DD, ROW DB	BCHROWDB4R13	13	7820

All above DB's are double door

HSN Code : 8537



Description	Cat. No.	No. of Modules (Incoming + Outgoing)	MRP [₹]
SPN-10A, P&S DB	BCHPSDBSPN10		1175
SPN-20A, P&S DB	BCHPSDBSPN20		1175
TPN-20A, P&S DB	BCHPSDBTPN20		3295
TPN-30A, P&S DB	BCHPSDBTPN30		3295

HSN Code : 8537



Description	Cat. No.	No. of Modules (Incoming + Outgoing)	MRP [₹]
SP, ONE WAY MCB DB	BCHOWMCBDBSP		445
DP, ONE WAY MCB DB	BCHOWMCBDBDP		445
TP, ONE WAY MCB DB	BCHOWMCBDBTP		515
FP, ONE WAY MCB DB	BCHOWMCBDBFP		515



RCCB, Double Pole

HSN Code : 8536

Description	Cat. No.	MRP [₹]
25A - 30mA	BCHRCB030DPC25	2905
40A - 30mA	BCHRCB030DPC40	2975
63A - 30mA	BCHRCB030DPC63	3995
25A - 100mA	BCHRCB100DPC25	2935
40A - 100mA	BCHRCB100DPC40	3045
63A - 100mA	BCHRCB100DPC63	4080
25A - 300mA	BCHRCB300DPC25	2935
40A - 300mA	BCHRCB300DPC40	3260
63A - 300mA	BCHRCB300DPC63	4080

All above RCCB's are 'AC' type



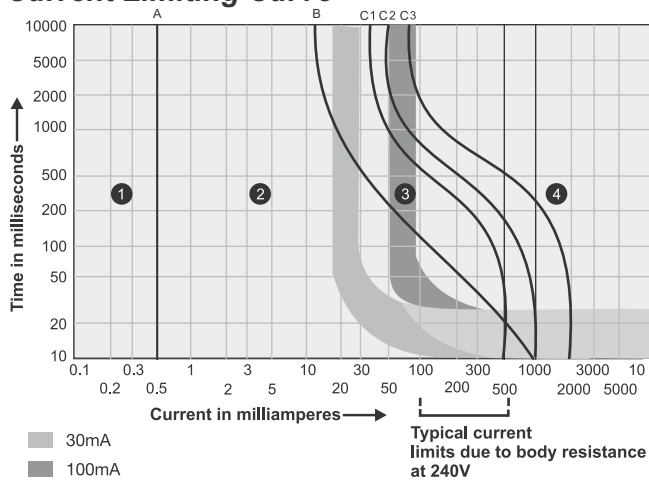
RCCB, Four Pole

HSN Code : 8536

Description	Cat. No.	MRP [₹]
25A - 30mA	BCHRCB030FPC25	3750
40A - 30mA	BCHRCB030FPC40	3860
63A - 30mA	BCHRCB030FPC63	4345
25A - 100mA	BCHRCB100FPC25	3860
40A - 100mA	BCHRCB100FPC40	4020
63A - 100mA	BCHRCB100FPC63	4345
25A - 300mA	BCHRCB300FPC25	3860
40A - 300mA	BCHRCB300FPC40	4040
63A - 300mA	BCHRCB300FPC63	4345

All above RCCB's are 'AC' type


Current Limiting Curve



Effect of Current

Zone	Effects
Zone 1	Usually no reactions
Zone 2	Usually no harmful effects
Zone 3	Muscle cramps can occur. There is normally no danger of ventricular fibrillation.
Zone 4	Chances of ventricular fibrillation increased upto 5% (Curve C2) upto 50% (Curve C3) and above 50% beyond Curve C3. Effects such as cardiac arrest, breathing arrest and heavy burns may also occur.


Total Protection Complete Control



TemBreak



User friendly adjustment



Clear Trip Indication



OFF



ON



TRIP

Tembreak 2 MCCB with 10kA* breaking capacity

HSN Code : 8536

Frame	Pole	Current (A)	Type	Code	Cat. No.	MRP [₹]
E100SF	3	10-40	Fix-Thermal	■	XT2E100SF3F■U0	5610
	3	50-75	Fix-Thermal	■	XT2E100SF3F■U0	5610
	3	100	Fix-Thermal	A0	XT2E100SF3FA0U0	5905

* Ics = 50%

Tembreak 2 MCCB with 25kA* breaking capacity

HSN Code : 8536

Frame	Pole	Current (A)	Type	Code	Cat. No.	MRP [₹]
S160SCF	3	15-40	Fix-Thermal	■	XT2S160SCF3F■U0	6415
	4		Fix-Thermal	■	XT2S160SCF4F■U0	8985
	3	50-75	Fix-Thermal	■	XT2S160SCF3F■U0	6415
	4		Fix-Thermal	■	XT2S160SCF4F■U0	8985
	3	100	Fix-Thermal	A0	XT2S160SCF3FA0U0	6735
	4		Fix-Thermal	A0	XT2S160SCF4FA0U0	9425
	3	125	Fix-Thermal	AB	XT2S160SCF3FABU0	7170
	4		Fix-Thermal	AB	XT2S160SCF4FABU0	9890
3	160	Fix-Thermal	AF	XT2S160SCF3FAFU0	8540	
4		Fix-Thermal	AF	XT2S160SCF4FAFU0	10385	
S160SCJ	3	25-40	Adj-Thermal	■	XT2S160SCJ3F■U0	8910
	4		Adj-Thermal	■	XT2S160SCJ4F■U0	11885
	3	63-80	Adj-Thermal	■	XT2S160SCJ3F■U0	8910
	4		Adj-Thermal	■	XT2S160SCJ4F■U0	11885
	3	100	Adj-Thermal	A0	XT2S160SCJ3FA0U0	9360
	4		Adj-Thermal	A0	XT2S160SCJ4FA0U0	12475
	3	125	Adj-Thermal	AB	XT2S160SCJ3FABU0	9825
	4		Adj-Thermal	AB	XT2S160SCJ4FABU0	13100
	3	160	Adj-Thermal	AF	XT2S160SCJ3FAFU0	10305
	4		Adj-Thermal	AF	XT2S160SCJ4FAFU0	13765

*Ics = 50%

Code - Current Rating

Rating	15A	20A	30A	32A	40A	50A	60A	63A	75A	100A	125A	150A	160A	175A	200A	225A	250A	400A	630A	800A	1000A	1250A	1600A	2000A
■Code	15	20	30	32	40	50	60	63	75	A0	AB	AE	AF	AG	B0	BB	BE	D0	630	800	1000	1250	1600	2000


Plugin versions Available on request

Accessories are mentioned on page no 12

* For more details refer product catalogue

Total Protection Complete Control Tembreak 2 MCCB with 25kA* breaking capacity

HSN Code : 8536




TemBreak



Frame	Pole	Current (A)	Type	Code	Cat. No.	MRP [₹]
E400NJ	3	250	Adj-Thermal	BE	XT2E400NJ3FBEU0	34895
	4		Adj-Thermal	BE	XT2E400NJ4FBEU0	46500
	3	400	Adj-Thermal	D0	XT2E400NJ3FD0U0	36625
	4		Adj-Thermal	D0	XT2E400NJ4FD0U0	48795

*Ics = 100%

User friendly adjustment



Tembreak 2 MCCB with 36kA* breaking capacity

HSN Code : 8536

Frame	Pole	Current(A)	Type	Code	Cat. No.	MRP [₹]
S250NJ	3	160	Adj-Thermal	AF	XT2S250NJ3FAFU0	20435
	4		Adj-Thermal	AF	XT2S250NJ4FAFU0	24925
	3	200	Adj-Thermal	B0	XT2S250NJ3FB0U0	20445
	4		Adj-Thermal	B0	XT2S250NJ4FB0U0	25990
	3	250	Adj-Thermal	BE	XT2S250NJ3FBEU0	22070
	4		Adj-Thermal	BE	XT2S250NJ4FBEU0	26200
S400CJ	3	400	Adj-Thermal	D0	XT2S400CJ3FD0U0	38390
	4		Adj-Thermal	D0	XT2S400CJ4FD0U0	51190
S800CJ	3	630	Adj-Thermal	630	XT2S800CJ3F630U0	57495
	4		Adj-Thermal	630	XT2S800CJ4F630U0	76665
	3	800	Adj-Thermal	800	XT2S800CJ3F800U0	60375
	4		Adj-Thermal	800	XT2S800CJ4F800U0	80495
S250NE	3	125	Electronic	AB	XT2S250NE3FABU0	51875
	4		Electronic	AB	XT2S250NE4FABU0	69170
	3	250	Electronic	BE	XT2S250NE3FBEU0	54475
	4		Electronic	BE	XT2S250NE4FBEU0	72635
E630NE	3	630	Electronic	630	XT2E630NE3F630U0	63970
	4		Electronic	630	XT2E630NE4F630U0	85295

*Ics = 100%

Clear Trip Indication



OFF



ON



TRIP

Code - Current Rating

Rating	15A	20A	30A	32A	40A	50A	60A	63A	75A	100A	125A	150A	160A	175A	200A	225A	250A	400A	630A	800A	1000A	1250A	1600A	2000A
Code	15	20	30	32	40	50	60	63	75	A0	AB	AE	AF	AG	B0	BB	BE	D0	630	800	1000	1250	1600	2000

Plugin versions Available on request

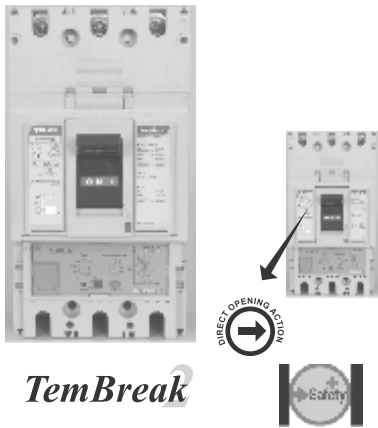
Accessories are mentioned on page no 12

* For more details refer product catalogue


Total Protection Complete Control

Tembreak 2 MCCB with 50kA* breaking capacity

HSN Code : 8536



User friendly adjustment



Clear Trip Indication



OFF



ON



TRIP

Frame	Pole	Current (A)	Type	Code	Cat. No.	MRP [₹]
S400NF	3	125	Fix-Thermal	AB	XT2S400NF3FABU0	35555
	4		Fix-Thermal	AB	XT2S400NF4FABU0	47410
	3	160	Fix-Thermal	AF	XT2S400NF3FAFU0	36265
	4		Fix-Thermal	AF	XT2S400NF4FAFU0	48365
	3	200	Fix-Thermal	B0	XT2S400NF3FB0U0	36990
	4		Fix-Thermal	B0	XT2S400NF4FB0U0	49325
	3	225	Fix-Thermal	BB	XT2S400NF3FBBU0	37025
	4		Fix-Thermal	BB	XT2S400NF4FBBU0	49355
	3	250	Fix-Thermal	BE	XT2S400NF3FBEU0	37555
	4		Fix-Thermal	BE	XT2S400NF4FBEU0	50070
	3	320	Fix-Thermal	BF	XT2S400NF3FBFU0	38120
	4		Fix-Thermal	BF	XT2S400NF4FBFU0	50825
3	400	Fix-Thermal	D0	XT2S400NF3FD0U0	38700	
4		Fix-Thermal	D0	XT2S400NF4FD0U0	51595	
S800NF	3	630	Fix-Thermal	630	XT2S800NF3F630U0	62830
	4		Fix-Thermal	630	XT2S800NF4F630U0	83775
	3	800	Fix-Thermal	800	XT2S800NF3F800U0	64750
	4		Fix-Thermal	800	XT2S800NF4F800U0	86325
S400NJ	3	250	Adj-Thermal	BE	XT2S400NJ3FBEU0	37590
	4		Adj-Thermal	BE	XT2S400NJ4FBEU0	50125
	3	400	Adj-Thermal	D0	XT2S400NJ3FD0U0	40315
	4		Adj-Thermal	D0	XT2S400NJ4FD0U0	53750
S800NJ	3	630	Adj-Thermal	630	XT2S800NJ3F630U0	63295
	4		Adj-Thermal	630	XT2S800NJ4F630U0	84390
	3	800	Adj-Thermal	800	XT2S800NJ3F800U0	66425
	4		Adj-Thermal	800	XT2S800NJ4F800U0	88560
S400NE	3	250	Electronic	BE	XT2S400NE3FBEU0	58170
	4		Electronic	BE	XT2S400NE4FBEU0	77560
	3	400	Electronic	D0	XT2S400NE3FD0U0	61080
	4		Electronic	D0	XT2S400NE4FD0U0	81435
S630CE	3	630	Electronic	630	XT2S630CE3F630U0	64930
	4	630	Electronic	630	XT2S630CE4F630U0	85440
S800NE	3	800	Electronic	800	XT2S800NE3F800U0	84640
	4	800	Electronic	800	XT2S800NE4F800U0	112845
S1000SE	3	1000	Electronic	1000	XT2S1000SE3F1000U0	101575
	4	1000	Electronic	1000	XT2S1000SE4F1000U0	135560
S1250SE	3	1250	Electronic	1250	XT2S1250SE3F1250U0	152415
	4	1250	Electronic	1250	XT2S1250SE4F1250U0	203230
S1600SE	3	1600	Electronic	1600	XT2S1600SE3F1600U0	205775
	4	1600	Electronic	1600	XT2S1600SE4F1600U0	274365

*Ics = 100%

Code - Current Rating

Rating	15A	20A	30A	32A	40A	50A	60A	63A	75A	100A	125A	150A	160A	175A	200A	225A	250A	400A	630A	800A	1000A	1250A	1600A	2000A
Code	15	20	30	32	40	50	60	63	75	A0	AB	AE	AF	AG	B0	BB	BE	D0	630	800	1000	1250	1600	2000

* For more details refer product catalogue

Note : MCCB's upto 2000A rating & 200KA breaking capacity available on request. Plug in versions available on request.


ACCESSORIES *TemBreak* MCCB..... BCH

ACCESSORIES FOR TEMBREAK-2 RANGE OF MCCB

HSN Code : 8538



Motor Operator



Rotary Handle

Type	Description	up to 125A	250A	400A & 800A	MRP [₹]
Aux Switch	1 Change over	T2AX00M3SWA			1785
Alarm Switch	1 Change over	T2AL00M3SWA			1785
Shunt Release	100-120VAC	T2SH00A10WA			4550
Shunt Release	200-240VAC	T2SH00A20WA			4135
Shunt Release	380-450VAC	T2SH00A40WA			5095
UV Release	200-240VAC	T2UV00A20NWA			5995
UV Release	380-450VAC	T2UV00A40NWA			6275
Motor Operator	110VAC	T2MC12A10NA	T2MC25A10NA		On Request
Motor Operator	220VAC	T2MC12A20NA	T2MC25A20NA		On Request
Motor Operator	240VAC	T2MC12A24NA	T2MC25A24NA		On Request
Motor Operator	100-240VAC			T2MC40A10NA	On Request
Rotary Handle	Panel Mounted (IP54)	T2HP12R5BNA			8140
Rotary Handle	Panel Mounted (IP54)		T2HP25R5BNA		11310
Rotary Handle	Panel Mounted (IP54)			T2HP40R5BNA	13425
				T2HP80R5BNA	16445

Extended Terminals for All TEMBREAK-2 MCCBs

HSN Code : 8538

Frame	For	Cat. No.	MRP [₹]
125A FRAME	3 Pole	ACMTP1253	765
	4 Pole	ACMTP1254	1080
160A/250A FRAME	3 Pole	ACMTP2503	1190
	4 Pole	ACMTP2504	2055
400A FRAME	3 Pole	ACMTP4003	3150
	4 Pole	ACMTP4004	3640

One set = 6 Nos. Links for 3 Pole MCCBs
One set = 8 Nos. Links for 4 Pole MCCBs

* For more details refer product catalogue

SDFU..... BCH

Switch Disconnecter Fuse Units



Suitable for DIN / BOLTED fuses in open execution

Rating (A) AC-23A	Cat No.	Fuse Type	Type	MRP [₹]
32A	PSFS323ND00	DIN	TPN	2015
32A	PSFS323ND000	DIN	TPN	2015
32A	PSFS323NB	Bolted	TPN	2015
32A	PSFS323B	Bolted	TP	1970
63A	PSFS633ND00	DIN	TPN	2790
63A	PSFS633ND000	DIN	TPN	2790
63A	PSFS633NB	Bolted	TPN	2790
63A	PSFS633B	Bolted	TP	2710
100	PSFS1003*	DIN/Bolted	TP	5220
100	PSFS1003N*	DIN/Bolted	TPN	5470
125	PSFS1253*	DIN/Bolted	TP	6905
125	PSFS1253N*	DIN/Bolted	TPN	7405
160	PSFS160*	DIN/Bolted	TP	7585
160	PSFS1603N*	DIN/Bolted	TPN	8245
200	PSFS2003B	Bolted	TP	9465
200	PSFS2003NB	Bolted	TPN	9720

* Use suffix 'D' for DIN type, 'B' for bolted type

Switch Disconnecter


HSN Code : 8536

Rating (A) AC-23A	Cat No.	Fuse Type	Type	MRP [₹]
32A	PSSD323N	-	TPN	1840
63A	PSSD633N	-	TPN	2530
100A	PSSD1003N	-	TPN	4980
125A	PSSD1253N	-	TPN	6190
160A	PSSD1603N	-	TPN	6970
200A	PSSD2003N	-	TPN	7875

Fuse Switch Units Type FS

HSN Code : 8538

Rating (A) AC-23A	Cat No.	Fuse Type	Type	MRP [₹]
32A	FS0N	BOLTED	TP	2055
63A	FS1N	BOLTED	TP	2800
Shroud	AC21TS			180
1NO+1NC	AC21EB11	for FS0 / FS1N		525
Neutral	AC21L	for FS0 / FS1N-		230
Handle assembly-32A	SP21FS0H	for FS0		340
Handle assembly-63A	SP21FS1H	for FS1		340



Switch Disconnecter Fuse




- Conforms to IS 13947-3
- TPN/TP version
- AC 23A duty
- Mechanism with 4 Breaks per pole
- Handle with door interlock and padlock




Controlgear

- DUROS FREEDOM CONTACTORS
- CITATION SERIES
- AGRI CONTACTORS
- CAPACITY DUTY CONTACTORS
- DEFINITE PURPOSE CONTACTORS


- **Contactors**
- **Overload Relays**
- **Electronic Over Current Relay**
- **Motor Protection Circuit Breaker**
- **Solid State Relay**
- **Push Buttons & Indicating Lights**



DUROS FREEDOM RANGE



- Conforms to IEC 60947-4-1 / IS 13947
- No derating upto -20°C to 60°C
- 3 Pole and 4 Pole versions
- Widest Range from 6A to 1200A in 7 frame sizes
- Snap Open design for easy inspection
- Self Lifting Screws for quick termination
- Superior grade material with high temperature withstand capacity : Ideal for stringent applications
- Most compact design
- Low VA burden coils
- Successfully tested for Type - 2 coordination



- Range : 5 to 60 KVAR
- Enhanced equipment life
- Compact design
- Conforms to IEC 60947-4-1 & IS 13947-4-1 (AC-6b) utilization category



Design Flexibility

Interlocking 2 Different frames using a common Mechanical Interlock (Upto 75A)



BCH Series : 400A to 1200A

- Conforms to IEC60947-4-1 / IS 13947
- Insulation voltage upto 1000V
- Universal Control : Same coil for AC and DC Supply
- Delayed Drop Off feature for networks with transient power problem ensuring continuity of power supply
- Special magnet design for reduced shock and vibration
- Front open design for ease of inspection



Contactors BCH

Duros Freedom Series 3 Pole AC Control

HSN Code : 8536

Size	AC1 Rating	AC3 Rating 415 V			Aux. Contact	Cat. No.	MRP [₹]	Lot Size
		A	HP	KW				
A	20	6	3	2.2	1NO	CE15ANS3 ■ B-N	1005	1
					1NC	CE15ANC3 ■ B-N		
B	20	9.1	5.5	4	1NO	CE15BNS3 ■ B-N	1060	
					1NC	CE15BNC3 ■ B-N		
C	20	12	7.5	5.5	1NO	CE15CNS3 ■ B-N	1210	
					1NC	CE15CNC3 ■ B-N		
D	32	16	10	7.5	1NO	CE15DN3. ■ B10-N	1370	
					1NC	CE15DN3. ■ B01-N		
	32	18	10	7.5	1NO	CE15D1N3. ■ B10-N	1380	
					1NC	CE15D1N3. ■ B01-N		
E	40	25	15	11	1NO	CE15EN3. ■ B10-N	1890	
					1NC	CE15EN3. ■ B01-N		
F	40	32	20	15	1NO	CE15FN3. ■ B10-N	3760	
					1NC	CE15FN3. ■ B01-N		
G	60	40	30	22	1NO+1NC	CE15GN3 ■	5595	
					-	CE15GN3 ■ NB	5295	
H	75	50	33.5	25	1NO+1NC	CE15HN3 ■	7045	
					-	CE15HN3 ■ NB	6770	
J	80	65	50	37	1NO+1NC	CE15JN3 ■	9585	
					-	CE15JN3 ■ NB	9310	
K	80	73	50	37	1NO+1NC	CE15KN3 ■	9840	
					-	CE15KN3 ■ NB	9530	
	80	75	50	37	1NO+1NC	CE15K1N3 ■	9935	
					-	CE15K1N3 ■ NB	9585	
K-1	115	80	53	40	1NO+1NC	BCH15KT.3.11. ■	11600	
L	125	95	62	47	1NO+1NC	BCH15LT.3.11. ■	14015	
M	135	110	80	60	1NO+1NC	BCH15MT.3.11. ■	17215	
N	230	150	100	75	1NO+1NC	BCH15NT.3.11. ■	22900	
P	250	175	125	95	1NO+1NC	BCH15PT.3.11. ■	28545	
R	300	200	150	100	1NO+1NC	MCE15RN3 ■ 7	32225	
S0	315	265	186	140	1NO+1NC	MCE15S0N3 ■ 7	39910	
S	315	300	220	160	1NO+1NC	MCE15SN3 ■ 7	44065	

Duros Freedom Series 3 Pole AC/DC Control

HSN Code : 8536

Size	AC1 Rating(A)	AC3 Rating 415 V			Aux. Contact	Cat. No.	MRP [₹]
		A	HP	KW			
BCH54	600	400	320	240	2NO+2NC	BCH54.3.22. ■	56540
BCH55	600	450	320	240	2NO+2NC	BCH55.3.22. ■	72710
BCH57	760	550	420	315	2NO+2NC	BCH57.3.22. ■	81950
BCH62	1000	700	533	400	2NO+2NC	BCH62.3.22. ■	149585
BCH64	1000	860	666	500	2NO+2NC	BCH64.3.22. ■	243645
BCH76	1200	1000	800	600	1NO+2NC	BCH76.3.12. ■	433755
BCH78	1350	1200	933	700	1NO+2NC	BCH78.3.12. ■	459725

■ For Standard Coil Voltage Codes refer page 24

■ For Non Standard Coil Voltages, extra MRP to be added to Contactor MRP for :

Contactor size

{ A ~ K @ ₹40
 { K-1 ~ S @ ₹110
 { BCH 54 ~ BCH 57 @ ₹220

Duros Freedom series 4 Pole contactors (AC Control)

- 100% rated add-on 4th pole for flexibility (32A to 80A AC1)
- Low energy consumption

HSN Code : 8536




AC1 Rating (A)	Cat. No.	MRP [₹]
20	CE15CN4 ■ B-N	1485
32	CE15DN4 ■-N	1550
40	CE15EN4 ■-N	2345
60	CE15GN4 ■	5645
75	CE15HN4 ■	7500
80	CE15JN4 ■	8635
200	BCH15MN.4.11.■	20285
250	BCH15NN.4.11.■	22400
300	BCH15PN.4.11.■	40115

Contactor : 3 Pole DC Control Type CE15

HSN Code : 8536

Common Accessories 'upto 73A'




AC3 (A) at 415VAC	KW	Aux Contact	Cat No.	MRP [₹]
6	2.2	-	CE15ANC3 ■-N CE15ANS3 ■-N	1425
9	4.4	-	CE15BNC3 ■-N CE15BNS3 ■-N	1550
12	5.5	-	CE15CNC3 ■-N CE15CNS3 ■-N	1630
16	7.5	-	CE15DN3 ■-N	1975
25	11	-	CE15EN3 ■-N	2645
32	15	-	CE15FN3 ■-N	5615
40	22	-	CE15GN3 ■	6645
50	25	-	CE15HN3 ■	8475
65	37	-	CE15JN3 ■	10085
73	37	-	CE15KN3 ■	11880
75	37	-	CE15K1N3 ■	11880

■ For Coil Voltage Codes refer Table on page 24

Pure DC Duros Freedom Series 3 Pole DC Control Type CE16

HSN Code : 8536



DC Control

- Standard voltages 24VDC, 110VDC, 220VDC

AC3 (A) at 415VAC	KW	Aux Contact	Cat No.	MRP [₹]
9.1	4	1NO 1NC	CE16BNS3*B CE16BNC3*B	1615
12	5.5	1NO 1NC	CE16CNS3*B CE16CNC3*B	1700
16	7.5	1NO+1NC	CE16DN3*B	2075
25	11	1NO+1NC	CE16EN3*B	2835
32	15	1NO+1NC	CE16FN3*B	5905

*Coil Codes :

DC control

24V	U1
48V	W1
110V	A1
220V	B1
60V	X1
125V	E1



Pure DC

Control Relay HSN Code : 8536

Aux Contact	Cat No.	MRP [₹]
2NO+2NC	D16CR22*	1755
3NO+1NC	D16CR31*	
4NO	D16CR40*	

*Coil Codes : DC control

24V	48V	110V	220V
U1	W1	A1	B1

Control Relays Freedom Series HSN Code : 8536

Size	Contact Configuration	Cat No.	MRP [₹]		Lot Size
			AC	DC	
CR	2NO+2NC 3NO+1NC 4NO	D15CR22 ■-N D15CR31 ■-N D15CR40 ■-N	1135	1755	1

■ For Standard Coil Voltage Codes refer page 24


■ For Non Standard Coil Voltages, extra MRP to be added to Contactor / Control relay MRP for :

Contactor size { A ~ K @ ₹40
BCH15MN ~ BCH15PN @ ₹110
D15CR ~ D16CR @ ₹40



Freedom series Capacitor duty contactor (AC Control)

HSN Code : 8536



kVAR rating at 415V 3Ph 50Hz	Cat No.	Aux Contacts	MRP [₹]
5	CCD.05.11.■	1NO+1NC	2150
10	CCD.10.11.■	1NO+1NC	2345
15	CCD.15.11.■	1NO+1NC	3420
20	CCD.20.11.■	1NO+1NC	4010
25	CCD.25.11.■	1NO+1NC	4800
30	CCD.30.11.■	1NO+1NC	7840
40	CCD.40.11.■	1NO+1NC	11960
50	CCD.50.21.■	2NO+1NC	12345
60	CCD.60.21.■	2NO+1NC	14105

- For Standard Coil Voltage refer table on page no. 24
- For Non Standard Coil Voltages, extra MRP to be added to Contactor MRP for :
 Contactor size
 - { CCD.05 ~ CCD.40 @ ₹40
 - { CCD.50 ~ CCD.60 @ ₹110

'NHD' Series 2 Pole Contactor

HSN Code : 8536

2 Pole Contactors



- 12, 16, 20, 25, 32 and 40 A rating
- Wide termination space

Ith (A)	AC3 (A) 240V AC	Cat. No.	MRP [₹]	Lot Size
20	12	CPG 212 ■	1100	1
25	16	CPG 216 ■	1250	
35	20	CPG 220 ■	1640	
40	25	CPG 225 ■	1850	
40	32	CPG 232 ■	2120	
50	40	CPG 240 ■	2275	

For Coil Voltage Codes refer Table on page 24

'NHD' Series 4 Pole Contactor

HSN Code : 8536

4 Pole Contactors



- Superior Weld Resistant Contacts
- Rugged and heavy duty
- High Grade moulding for extremely long life
- Encapsulated Coil
 - : Shock Proof & Moisture Proof
 - : Withstand large voltage fluctuations

Size	AC1 (A)	AC3 Rating at 415 V			Cat. No.	MRP [₹]	Lot Size
		(A)	HP	KW			
CP12	20	12	7.5	5.5	CP12N ■	2075	1
00	20	16	10	7.5	C00N ■	2350	
CP20	30	20	12.5	9.3	CP20N ■	3015	
0	32	25	15	11	N0N ■	4200	
01	40	32	20	15	N01N ■	5300	
1	50	40	25	18.5	N1N ■	6450	

HSN Code : 8538



Description	Orientation	Cat. No.	MRP [₹]	Lot Size
Auxiliary Contact Blocks - NHD	1NO	001CB10	240	1
	1NO+1NC	001CB11	290	
	2NO	001CB20		
	2NC	001CB02		

- Standard coil voltages are 24, 110, 220/240 & 380/415 VAC, 50 Hz. For voltage codes refer Table on page 24

Contactors BCH



- Quick connect plugin terminals
- Specially designed low VA coil



Definite Purpose Contactors

HSN Code : 8536

1 Pole				2 Pole			
AC3 (A)	Type	Cat. No.	MRP [₹]	AC3 (A)	Type	Cat. No.	MRP [₹]
25	1 Pole	CPD251CK	750	20	2P, 140-200VAC	CPD202BL	830
25	1 Pole with Neutral	CPD251NCK	770	25	2P, 220-240VAC	CPD252H	870
40	1 Pole	CPD401CK	815	25	2P, 415VAC	CPD252M	
40	1 Pole with Neutral	CPD401NCK	880	40	2P, 220-240VAC	CPD402H	915
				40	2P, 415VAC	CPD402M	

*wide band AC coil voltages for Defintie purpose Contactor				
Contactor	Cat No.	Voltage		
		170-240VAC	290-415VAC	140V-200VAC
25A 1P	CPD251*	KL	ML	BL
20A 2P	CPD202*			
40A 1P	CPD401*			

Citation Series 3 Pole AC Control

HSN Code : 8536

Size	AC3 Rating at 415 V			Cat. No. (with Aux. contact 2NO+2NC)	MRP [₹]	Cat. No. (with Aux. contact 1NO+1NC)	MRP [₹]	Cat. No. (without Aux. contact)	MRP [₹]
	Amps	HP	KW						
C4	32	20	15	C4NE22 ■	5235	C4NE11 ■	4895	C4NE00 ■	4345
D	40	30	22	MC10DN22 ■	8290	MC10DN11 ■	7295	MC10DN00 ■	7245
E	70	50	37	MC10EN22 ■	14860	MC10EN11 ■	14555	MC10EN00 ■	14285

▪ Standard coil voltages are 24, 110, 220, 240 & 415 V AC, 50 Hz. For voltage codes refer Table on page 24

HSN Code : 8536

Size	AC1 Rating	AC3 Rating 415 V			Aux. Contact	Cat. No.	MRP [₹]	Lot Size
		A	HP	KW				
L	140	80	53	40	1NO+1NC	MCE15LN3 ■ 5	12830	1
M	150	95	62	47	1NO+1NC	MCE15M0N3 ■ 5	15385	
M-5	150	110	80	60	1NO+1NC	MCE15MN3 ■ 5	18830	
N	300	140	100	75	1NO+1NC	MCE15NN3 ■ 7	27350	1
Q	300	185	120	90	1NO+1NC	MCE15QN3 ■ 7	31240	

Other Freedom Series Contactors

Duros Freedom Series 3 Pole AC Control

Size	Ac1 Rating	AC3 Rating 415 V			Aux. Contact	Cat. No.	MRP [₹]	Lot Size
		A	HP	KW				
D	32	16	10	7.5	1NO+1NC	CE15DN3 ■ B-N	1545	1
					-	CE15DN3 ■ -N	1275	
	32	18	10	7.5	1NO+1NC	CE15D1N3 ■ B-N	1560	
					-	CE15D1N3 ■ -N	1285	
E	40	25	15	11	1NO+1NC	CE15EN3 ■ B-N	2070	
					-	CE15EN3 ■ -N	1765	
F	40	32	20	15	1NO+1NC	CE15FN3 ■ B-N	3940	
					-	CE15FN3 ■ -N	3580	

▪ For Standard Coil Voltage refer table on pageno. 24

▪ For Non Standard Coil Voltages, extra MRP to be added to Contactor MRP for :

Contactor size

$$\left\{ \begin{array}{l} D \sim F @ ₹40 \\ C4 \sim E @ ₹50 \\ L \sim Q @ ₹110 \end{array} \right.$$

Contactors & Accessories - BCH



'NHD' Series 3 Pole + 1 Aux Contactor

HSN Code : 8536

3 P + 1Aux Contactor




- Superior Weld Resistant Contacts
- Rugged and heavy duty
- High Grade moulding for extremely long life
- Encapsulated Coil
 - : Shock Proof & Moisture Proof
 - : Withstand large voltage fluctuations

Size	AC1 (A)	AC3 Rating at 415 V			Cat. No.	MRP [₹]	Lot Size
		(A)	HP	KW			
CA12	20	12	7.5	5.5	CA12N ■	1840	1
CA16	20	16	10	7.5	CA16 ■	2100	
CA20	30	20	12.5	9.3	CA20N ■	2670	
NA25	32	25	15	11	NA25N ■	3720	
NA32	40	32	20	15	NA32N ■	4690	
NA40	50	40	25	18.5	NA40N ■	5600	

Duros-Freedom Series contactors Add-on accessories for sizes A to K, CR, BCH15KT to BCH15PT, R, S0 & S

HSN Code : 8538



Accessories	Configuration	Cat No.	Contactor Type	MRP [₹]
Aux. Contact Block (side Mounting)	1NO	C320KGSR10	CE15 & CR	175
	1NO+1NC	C320KGSR11		460
	1NC	C320KGSR01		175
	2NO	C320KGSR20		460
	1NO+1NC	BCH15S11	BCH15	555
	1NO+1NC	MC320KB11	MCE15R	750
	1NO+1NC (Late break type)	MC320KAS11	MCE15S0 & MCE15S	710
	2NO+2NC	EF22	BCH54 to BCH64	6160
	1NO+1NC	EB11	BCH76 to BCH78	9565
4th Neutral Switching Pole	800A	NP800/5	BCH54 to 57	27700
	1000A	NP1000/6	BCH62 to 64	32930
	1000A	NP1000/7	BCH76 to 78	37495
Aux. Contact Block (Front Mounting)	1NO	C320KGTC10	CE15, CR	175
	1NC	C320KGTC01		
	2NO	C320KGT*20		
	2NC	C320KGT*02	480	
	1NO+1NC	C320KGT*11		
	2NO+2NC	C320KGT*22		
	3NO+1NC	C320KGT*31		
	4NO	C320KGT*40		
	1NO+3NC	C320KGT*13		
	4NC	C320KGT*04	BCH15	1100
	4NO	BCH15T40		
	3NO+1NC	BCH15T31		
	2NO+2NC	BCH15T22		
	1NO+1NC	BCH15T11		
	1NO	BCH15T10		
1NC	BCH15T01			
Pneumatic Timer Block "ON/OFF" Delay site selectable	1NO+1NC (0.1 to 30 sec)	C320TP1	CE15 & CR	1335
	1NO+1NC (10 to 180 sec)	C320TP2		

*Add suffix C for power contactors, R for control relays. The suffix C/R denote terminal marking as per standard EN5001 on BS5583 on add on aux. contact blocks used with contactors / control relays

Accessories - Contactors BCH



Horizontal Mechanical Interlocks



Vertical Mechanical Interlocks

Mechanical Interlocks	-	C321KM60	CE15 & CR	425
	-	MC321KM3	MCE15R to MCE15S	1335
	Horizontal	BM5H	BCH54 to 57	7755
		BM6H	BCH62 to 64	13570
		BM7H	BCH76 to 78	35965
	Vertical	BM5V	BCH54 to 57	7755
		BM6V	BCH62 to 64	13570
		BM7V	BCH76 to 78	31910
	Horizontal	BM0H	BCH15KT/LT/MT	425
		BM3H	BCH15NT/PT/MN/NN/PN	460

Add-on accessories for sizes A to K, CR, BCH15KT to BCH15PT, R, S0 & S HSN Code : 8538



Accessories	Configuration	Cat No.	Contactors Type	MRP [₹]
Coil Surge Suppressors	24-48V (50/60Hz)	MC320LR11	CE15, CR	425
	110-240V (50/60Hz)	MC320LR12		
Mechanical latch #	§ to complete the cat no. suffix code given	AM5- §	BCH54 to BCH57	19750
		Am6 §	BCH62 to BCH64	27930

Mechanical latch are supplied with AC coils only

§ Coil Voltage suffix code for Mechanical latch AM5 & AM6

Coil voltage	110-120	220-240	380-415	440-480
Suffix Code	AW4	BA4	LB4	CB4

Accessories for Citation contactors size - L, M, M-5, N, Q, C4, D & E type HSN Code : 8538

Accessories	Configuration	Cat No.	Contactors Type	MRP [₹]
Aux. block side mounting	1NO+1NC	C320KGM11	L, M & M-5	610
	1NO+1NC	MC320KB11	N & Q	750
Aux. block add-on (Late break type)	1NO+1NC	MC320KAS11	L, M, M-5, N & Q	710
	1NO+1NC	AC34EA11	C4, D & E	500
Mechanical Interlock		MC321KM1	C4 & D	545
		MC321KM2	L, M, M-5 & E	595
		MC321KM3	N & Q	1335
Base block	1NO+1NC	MC320KB2	C4 & D	550
	1NO+1NC	AC35EB11	E	550

Spare Contacts set for Duro Freedom Contactors HSN Code : 8538

Size	Consisting of	Cat. No.	MRP [₹]
A	Complete top housing Consisting of fixed & moving contacts	SBANS3 SBANC3 SBAN4	835
B		SBBNS3 SBBNC3 SBBN4	890
C		SBCNS3 SBCNC3 SBCN4	970
D		SBDN3	1175
E		SBEN3	1385
F		SBFN3	2735
G	6 Fixed contacts 3 Moving Contacts	6-65-4	2395
H	3 springs	6-65-6	2970
J	6 Arc Bonnets	6-65-15	4030
K	3 Spring Retainer	6-65-17	4165
BCH15KT	Complete set of 6 fixed & 3 moving contacts with hardware, contact springs, spring retainers and arc runners	CP-BCH15KT-3	4090
BCH15LT		CP-BCH15LT-3	4700
BCH15MT		CP-BCH15MT-3	5060
BCH15NT		CP-BCH15NT-3	8355
BCH15PT		CP-BCH15PT-3	8355
R	6 Fixed contacts 3 Moving contacts 12 CSK screws & washers	6-288	14690
S0	3 Springs Spring retainers	6-286-S0	19840
S	Self tapping screws & washers 6 Arc Chute assly & screws	6-286	20020
BCH54	Complete set of 6 fixed & 3 moving contacts with hardware, contact springs, spring retainers and arc runners	CP-BCH54-3	22915
BCH55		CP-BCH55-3	26410
BCH57		CP-BCH57-3	37225
BCH62		CP-BCH62-3	68020
BCH64		CP-BCH64-3	83620
BCH76		CP-BCH76-3	198940
BCH78		CP-BCH78-3	223550

Spare Contacts set for NHD & Citation Contactors HSN Code : 8538

Size	Consisting of	Cat.No.	MRP [₹]
C00N N0N N01N N1N	(4 - Pole contact kit) 8 Fixed main contacts 4 Moving main contacts 4 Spring & 4 retainers	SP90A1 SP90B1 SP90D1 SP90C1	1085 2395 2845 3200
C00N N0N N01N N1N	(1 - Pole contact kit) 2 Fixed main contacts 1 Moving main contacts 1 Spring & 1 retainers	SP90A01 SP90B01 SP90D01 SP90C01	285 610 725 810
CPG216 CPG225 CPG240	4 Fixed contacts 2 Main contacts 2 Spring retainers	CPG162PSP CPG252PSP CPG402PSP	530 1300 1600
C4	6 Fixed main contacts 6 Pan head screws 6 Helical lock washers	SP34K	2295
MC10D	6 Fixed Main Contacts 3 Compression springs 3 Retainers	6-334	3170
MC10E	Same as above plus 6 Blow outs 6 M5/M4 self tapping screws	6-335	5990
L	6 Fixed Contacts 6 Pan Head Screws	6-385-L0	4605
M	6 Helical Lock Washers 3 Moving contacts 3 Springs, 3 Retainers	6-385-M	4875
M-5	6 Blowouts 6 self tapping screws	6-385	5150
N	6 Fixed contacts 12 CSK screws & washers	6-293	11985
Q	3 Moving contacts 3 Springs, Spring Retainers, Self tapping screws & Washers	6-288-Q	14605

Spare ARC chambers - BCH15KT to BHC15PT, BCH54 to BCH78 HSN Code : 8538

Contactors	Cat. No.	MRP [₹]
BCH15KT	PF-BCH15KT	590
BCH15LT	PF-BCH15LT	
BCH15MT	PF-BCH15MT	
BCH15NT	PF-BCH15NT	1035
BCH15PT	PF-BCH15PT	
BCH54/BCH55/BCH57 (for all 3 poles)	PF-BCH5	7855
BCH62/BCH64 (for all 3 poles)	PF-BCH6	19985
BCH76/78 (for single pole)	3PF-BCH78	43055

Contactors BCH

Spare Coil - size CR, A to K, MCE15R, MCE15S0, MCE15S, BCH15KT to BCHPT, BCH54 to BCH78

HSN Code : 8538

Size	For Size	Cat. No.	MRP [₹]
Magnetic coil	CR, A,B, C	MC15CW ■	470
	CE16, D16 (Pure DC)	MC16FW ■	775
	D, E, F	MC15FW ■	535
	G, H, J, K	MC15KW ■	1380
	BCH15KT/LT	B02. ■	1390
	BCH15MT	B022. ■	2070
	BCH15NT/PT/MN/NN/PN	B031. ■	4145
	R, S0, S	9-2412- ■	3760
Magnetic coil (set of two)	BCH54/ BCH55/ BCH57	B51. ■	7810
Feeder group		FG51. ■	9490
Magnetic coil (set of two)	BCH62/ BCH64	B61. ■	23975
Feeder group		FG61. ■	31380
Magnetic coil (set of two)	BCH76/ BCH78	B8- ■	66415
Feeder group		FG78- ■	73425

■ To specify coil voltage please refer page no.24

■ For Non Standard Coil Voltages, extra MRP to be added to Coil MRP for :

Contacteur size

{ A ~ K @ ₹40
 CR, CE16, D16 @ ₹40
 BCH15KT ~ PN @ ₹110, R ~ S @ ₹110
 BCH54 ~ BCH57 @ ₹220

Note : Coil set for BCH54 to BCH78 contactors consists of 2 half coils. Magnetic coil & Feeder group must have the same control voltage. For eg. If coil voltage is changed from 110V to 220V then Feeder group should also be changed to 220V

Spare Coil - NHD & Citation Contactors

HSN Code : 8538

Description	Cat. No.	MRP [₹]	Lot size
Carrier for NHD	SP90CC	180	1
Carrier for CPG	CPG2PCC	110	1
Magnetic coil for NHD	SP90MC*	365	10
Magnetic coil for MCE15L, MCE15M0, MCE15M	9-2268- ■	1705	1
Magnetic coil for MCE15N & MCE15Q	9-2412- ■	3760	1
Magnetic coil for C4 & MC10D	9-2267- ■	1060	1
Magnetic coil for MC10E type	9-2268- ■	1705	1

■ To specify coil voltage please refer page no. 24

■ For Non Standard coil voltages, extra MRP to be added to coil MRP for :

Contacteur size :

L ~ Q @ ₹110
 C4 ~ E @ ₹50

Coil Voltage Table BCH

COIL VOLTAGE: MASTER TABLE

CR RELAY	PRODUCT	24V		48V		110V		160-220V		220V		220-240V		230-360V		240V		190-400V		260-400V		380V		380-415V		415V		440V		550V				
		AC	DC	AC	DC	AC	DC	AC	DC	AC	DC	AC	DC	AC	DC	AC	DC	AC	DC	AC	DC	AC	DC	AC	DC	AC	DC	AC	DC	AC	DC			
DURROS FREEDOM	#CR Relay	U	U3	W	W3	A	A3	-	-	B	B3	-	-	-	-	-	-	-	-	-	-	L	L	-	-	M	M	C	C	D	D			
	#CE15A-F	U	U3	W	W3	A	A3	-	-	B	B3	-	-	-	-	-	-	-	-	-	-	L	L	-	-	M	M	C	C	D	D			
	#CE15G-K	U	U3	W	W3	A	A3	-	-	B	B3	-	-	-	-	-	-	-	-	-	-	L	L	-	-	M	M	C	C	D	D			
	BCH15KT-LT	U	-	W	-	A	-	-	-	-	B	-	-	-	-	-	-	-	-	-	-	L	L	-	-	M	M	C	C	D	D			
	BCH15MT-PT	24	-	48	-	110	-	-	-	-	-	-	220	-	-	-	-	-	-	-	-	-	-	-	380	-	-	440	550	-	-			
BCH15MN-PN	24	-	48	-	110	-	-	-	-	-	-	220	-	-	-	-	-	-	-	-	-	-	-	380	-	-	440	550	-	-				
MCE15R-S	U	U3	-	-	A	A3	-	-	-	B	-	-	-	-	-	-	-	-	-	-	-	L	L	-	-	M	M	C	C	D	D			
BCH54-64	-	-	-	-	-	110	110	-	-	220	220	220	220	-	-	-	-	-	-	-	-	380	380	-	-	380	380	440	-	-	-	-		
BCH76&78	-	-	-	-	-	A7	A17	-	-	B7	-	H	-	-	-	-	-	-	-	-	-	-	-	-	-	-	-	-	-	-	-	-		
CPG 12,16,20	U	-	-	-	-	A	-	-	BW	-	H	-	-	-	-	-	-	-	-	-	-	-	-	-	-	-	-	-	-	-	-	-		
CPG 12,16,20	U	-	-	-	-	A	-	-	BW	-	H	-	-	-	-	-	-	-	-	-	-	-	-	-	-	-	-	-	-	-	-	-	-	
SHAKTI	-	-	-	-	-	-	-	-	-	-	-	-	-	-	-	-	-	-	-	-	-	-	-	-	-	-	-	-	-	-	-	-	-	
CP12N, C00N, CP20N, N01N	U	-	-	-	-	A	-	-	BW	-	H	-	-	-	-	-	-	-	-	-	-	-	-	-	-	-	-	-	-	-	-	-	-	-
N01N & N1N	U	-	-	-	-	A	-	-	-	-	H	-	-	-	-	-	-	-	-	-	-	-	-	-	-	-	-	-	-	-	-	-	-	-
C4 & D	-	-	-	-	-	A	-	-	-	B	-	-	-	-	-	-	-	-	-	-	-	L	L	-	-	M	M	C	C	D	D	-	-	
MC10EN	U	-	-	-	-	A	-	-	-	B	-	-	-	-	-	-	-	-	-	-	-	L	L	-	-	M	M	C	C	D	D	-	-	-
MCE15L-M5	U	-	-	W	-	A	-	-	-	B	-	-	-	-	-	-	-	-	-	-	-	L	L	-	-	M	M	C	C	D	D	-	-	-
MCE15N-Q	U	U3	-	-	-	A	A3	-	-	B	-	-	-	-	-	-	-	-	-	-	-	L	L	-	-	M	M	C	C	D	D	-	-	-

1. For other coil voltages & wide band coil option please contact nearest sales office

#The Interchangeability between AC & DC Coil of CE15 / D15 type contactors is not possible at site. Only Company fitted DC control is available for this range.

Overload Relay BCH

Citation-M Overload Relays (Direct Mounting) with built-in single phase protection

Citation Overload Relay



- Wide range : From 0.195 A to 600 A
- Built in Single Phasing Protection
- Ambient temperature compensated
- Test button for checking tripping mechanism
- Field convertible auto/manual reset
- Snap on cover
- Special Mechanism ensuring closest protection to motor
- Contact mounting & separate mounting
- Successfully tested for Type-2 Coordination
- Suitable for almost all makes of Contactors
- Proven and tested

HSN Code : 8536

HSN Code : 8538


Relay Range	Cat. No.	MRP [₹]	Terminal Block for individual mounting	MRP [₹]
0.195 - 0.31	MC305ANA3A	1450	(Incoming) MC305TB1 (Outgoing) MC305TB3	140
0.30 - 0.48	MC305ANA3B			
0.47 - 0.75	MC305ANA3C			
0.72 - 1.14	MC305ANA3D			
1.07 - 1.70	MC305ANA3E			
1.58 - 2.50	MC305ANA3F			
2.40 - 3.80	MC305ANA3G			
3.80 - 6.00	MC305ANA3H			
6.00 - 9.30	MC305ANA3J			
8.90 - 13.50	MC305ANA3K			
13.20 - 20.00	MC305ANA3L	1595	(Incoming) MC305TB2 (Outgoing) MC305TB3	
17.40 - 24.00	MC305ANA3M	1720		
22.00 - 30.00	MC305ANA3N*	2285		
23.00 - 32.00	MC305ANA3P*	2300	(Incoming) MC305TB2 (Outgoing) MC305TB3	
26.00 - 40.00	MC305ANA3Q*	2410		

* Overload relay type "N, P & Q" must be used with terminal block MC305TB3

DIN rail mounting kit with incoming terminal block HSN Code : 8538

Relay Range (A)	Cat. No.	MRP [₹]
A to K	MC305DM1	235
L to N	MC305DM2	235

CT Operated Overload Relay



CT Operated Overload Relays-Individual Mounting HSN Code : 8536

Relay Range (A)	Cat. No.	MRP [₹]
24.4-39.0	CT1MC305ANA3C	3325
37.6-60.0	CT2MC305ANA3C	4290
56.4-90.0	CT3MC305ANA3C	5260
84.6-135.0	CT4MC305ANA3C	5340
131.6-210.0	CT5MC305ANA3C	8090
188.0-300.0	CT6MC305ANA3C	9660
263.2-420.0	CT7MC305ANA3C	10000
376.0-600.0	CT8MC305ANA3C	11125

WP 2 Pole Overload Relay




- Perfect protection to single phase Motors against overloads
- Ambient temperature compensated

2 Pole Overload Relays (Direct Mounting)

HSN Code : 8536

Relay Range (A)	Cat. No.	MRP [₹]
1.58-2.50	MC307ANA2F	695
2.40-3.80	MC307ANA2G	
3.80-6.00	MC307ANA2H	
6.00-9.30	MC307ANA2J	
8.90-13.50	MC307ANA2K	
13.20-20.00	MC307ANA2L	800
17.40-24.00	MC307ANA2M	855
22.00-30.00	MC307ANA2N	1005
23.00-32.00	MC307ANA2P	1015

WP Overload Relay



- Designed to withstand wide fluctuations in agricultural applications
- Appropriately sensitive relay for increased pump performance

WP Overload Relays for WP & Oil Starter

HSN Code : 8536

Relay Range (A)	Cat. No. (WP Starter / Oil Starter)	MRP [₹]
6.00 - 9.30	MC307ANA3J / MC307ANA3J-OS	1260
8.90 - 13.50	MC307ANA3K / MC307ANA3K-OS	1400
13.20 - 20.00	MC307ANA3L / MC307ANA3L-OS	1500
17.40 - 24.00	MC307ANA3M / MC307ANA3M-OS	1865
22.00 - 30.00	MC307ANA3N	1865
23.00 - 32.00	MC307ANA3P (Spare for Oil Starter)	1925


Overload Relay BCH

Duros Freedom Overload Relay



MC318ANA

- Range : From 0.1A to 80A
- IEC:60947-4-1
- Relay class-10A
- Built in Single Phasing Protection
- Ambient temperature compensated
- Test button for checking tripping mechanism
- Field convertible auto manual reset
- Contactor mounting / Individual Mounting



MC318GNA

Freedom Overload Relays

HSN Code : 8536

HSN Code : 8538

Relay Range (A)	Cat. No.	MRP [₹]	Accessories
0.1-0.16	MC318ANA3A	1380	Adaptor for Individual mounting Cat. No. C318F1 MRP Rs. 350
0.16-0.25	MC318ANA3B		
0.25-0.40	MC318ANA3C		
0.40-0.63	MC318ANA3D		
0.63-1.00	MC318ANA3E		
1.0-1.40	MC318ANA3F		
1.3-1.80	MC318ANA3G		
1.7-2.4	MC318ANA3H		
2.2-3.1	MC318ANA3J		
2.8-4.0	MC318ANA3K		
3.5-5.0	MC318ANA3L		
4.5-6.5	MC318ANA3M		
6.0-8.5	MC318ANA3N		
7.5-11	MC318ANA3P		
10.0-14.0	MC318ANA3Q		
13.0-19.0	MC318ANA3R	1530	Adaptor for Individual mounting Cat No. C318F2 MRP Rs.350
18.0-25.0	MC318ANA3S		
24.0-32.0	MC318ANA3T	2120	
22.0-32.0	MC318GNA3B	2295	
29.0-42.0	MC318GNA3C	2305	
36.0-52.0	MC318GNA3D	3115	
45.0-63.0	MC318GNA3E	3470	
60.0-80.0	MC318GNA3F	4275	

Electronic Overcurrent Relay BCH

BOCR SS



- Over Current
- Locked Rotor
- Phase Loss

BOCR SSD



- Over Current
- Locked Rotor
- Phase Loss

BOCR DS3/DS1



- Over Current
- Phase Loss
- Locked Rotor
- Phase Reversal

BOCR 3DE



- Over Current
- Under Current
- Phase Loss
- Phase imbalance
- Phase Reversal
- Locked Rotor

BOCR 3EZ



- Over Current
- Under Current
- Phase Loss
- Phase Unbalance
- Phase Reversal
- Locked Rotor
- Ground Fault

BOCR PMZ



- Over Current
- Under Current
- Phase Loss
- Phase Unbalance

BOCR PFZ



- Phase Reversal
- Locked Rotor
- Ground Fault
- 4-20mA analog output

BOCR IFDM/IFDZ



- Over Current
- Under Current
- Phase Loss
- Phase Unbalance
- Phase Reversal
- Locked Rotor
- Ground Fault (in IFDZ model)
- RS-485 communication

Bhartia Electronic Overcurrent Relay

HSN Code : 8536

Model	Current Range	Cat. No.	Type	MRP [₹]
BOCR SS 05	0.5-6A	MP21SS005	Analog model	4055
BOCR SS 30	3.0 -30A	MP21SS030		
BOCR SS 60	5.0-60A	MP21SS060		
BOCR SSD 05	0.5-6A	MP22SSD005	Digital model/ Inbuilt display	7345
BOCR SSD 30	3.0 -30A	MP22SSD030		
BOCR SSD 60	10-60A	MP22SSD060		
BOCR DS3 05	0.5-6A	MP34DS3005	Analog model (Definite time)	6250
BOCR DS3 30	3.0 -30A	MP34DS3030		
BOCR DS3 60	5.0-60A	MP34DS3060		
BOCR DS1 05	0.5-6A	MP32DS1005	Analog model (Inverse time)	6250
BOCR DS1 30	3.0 -30A	MP32DS1030		
BOCR 3DE	0.5-60A	MP353DE800	Inbuilt display	20715
BOCR FDE [#]	0.5-60A	MP35FDE800	Flush mounted display	22785
BOCR 3EZ	0.5-60A	MP363EZ800	Inbuilt display	22550
BOCR FEZ [#]	0.5-60A	MP36FEZ800	Flush mounted display	24805
BOCR PMZ	0.5-60A	MP37PMZ060	4-20mA analog output/ Inbuilt display	46895
BOCR PFZ [#]	0.5-60A	MP37PFZ060	4-20mA analog output/ Flush mounted display	47515
BOCR IFDM [#]	0.5-60A	MP39-IFDM400H	RS-485 comm./ Flush mounted display	28000
BOCR IFDZ [#]	0.5-60A	MP39-IFMZ400H	RS-485 comm./Earth fault/ Flush mounted display	35500

Note: Use suitable CT for currents above 60A

Control Voltage suffix for BOCR

Model no.	Control voltage					
	24-240 VAC/DC	380-440 VAC	100-240 VAC	24 VDC	100-240 VAC/DC	85-250 VAC/DC
BOCR-SS	S4	W1	-	-	-	-
BOCR-SSD	S4	W4	-	-	-	-
BOCR-DS3	S4	-	-	-	-	-
BOCR-DS1	S5	-	-	-	-	-
BOCR-3DE/FDE	-	-	Z4	U1	-	-
BOCR-3EZ/FEZ	-	-	Z4	C4	-	-
BOCR-PMZ/PFZ	-	-	-	-	-	Z7
BOCR-IFDM/IFDZ	-	-	-	-	U4	-

CTs

HSN Code : 8536

Cat No.	Description	MRP [₹]
2CT-D1-100-C	2CT EP 100/5	2545
2CT-D2-200-C	2CT EP 200/5	
2CT-D3-300-C	2CT EP 300/5	2760
2CT-D4-400-C	2CT EP 400/5	3030
3CT-H1-100-C	3CT version 100/5	3935
3CT-HH-150-C	3CT version 150/5	3975
3CT-H2-200-C	3CT version 200/5	4185
3CT-H3-300-C	3CT version 300/5	4450
3CT-H4-400-C	3CT version 400/5	4720
ZCT-035	ZCT version 35mm hole	4535
ZCT-080	ZCT version 80mm hole	6030
ZCT-120	ZCT version 120mm hole	11125

ZCT must be used for ground Fault protection alongwith BOCR

Cable for separate display Models

HSN Code : 8536

Cat No.	For model	Range	MRP [₹]
CABLE-RJ45-003	BOCR-IFDM/IFDZ	CABLE-RJ45 3m EOOCR-IFD model	1435
CABLE-15-003Q	BOCR-FDE/FEZ/PFZ	CABLE-15-EP 3M FEZ/FDE/PFZ	1320

Note : Cable must be ordered separately along with the EOOCR

MPCB



BCH

HSN Code : 8536

MPH range (0.1 to 32A)

NEW

- ON/OFF Rotary knob with manual operation
- Clear trip indication with rotary knob
- 1 NO + 1 NC - Front & side mounted
- Trip indicator for visual discrimination between short circuit & over load tripping
- Undervoltage / Shunt Release
- Mag only version also available



Accessories MPH range MPCB



Front mounted aux contact



Side mounted aux contact



Trip indicator - side mounted



UV/Shunt - side mounted



Extended handle - 32A MPCB

Plastic enclosure - 32A MPCB



Cat code	Description	MRP[₹]
(A) Thermal-Magnetic release		
MPH32-0.16	MPCB 3P TM 0.1- 0.16A	3040
MPH32-0.25	MPCB 3P TM 0.16-0.25A	3090
MPH32-0.4	MPCB 3P TM 0.25-0.4A	
MPH32-0.63	MPCB 3P TM 0.4-0.63A	3195
MPH32-1.0	MPCB 3P TM 0.63-1.0A	3390
MPH32-1.6	MPCB 3P TM 1.0-1.6A	
MPH32-2.5	MPCB 3P TM 1.6-2.5A	3450
MPH32-4.0	MPCB 3P TM 2.5-4.0A	
MPH32-6.3	MPCB 3P TM 4.0-6.3A	3530
MPH32-10	MPCB 3P TM 6.3-10.0A	3585
MPH32-16	MPCB 3P TM 10.0-16.0A	3970
MPH32-20	MPCB 3P TM 16.0-20.0A	4730
MPH32-25	MPCB 3P TM 20.0-25.0A	5080
MPH32-32	MPCB 3P TM 25.0-32.0A	7980
(B) With magnetic trip only (no Thermal release)		
MPH32M-0.16	MPCB 3P Mag only 0.16 A	2955
MPH32M-0.25	MPCB 3P Mag only 0.25 A	3005
MPH32M-0.4	MPCB 3P Mag only 0.4 A	
MPH32M-0.63	MPCB 3P Mag only 0.63 A	3115
MPH32M-1.0	MPCB 3P Mag only 1.0 A	3060
MPH32M-1.6	MPCB 3P Mag only 1.6 A	
MPH32M-2.5	MPCB 3P Mag only 2.5 A	3245
MPH32M-4.0	MPCB 3P Mag only 4.0 A	
MPH32M-6.3	MPCB 3P Mag only 6.3 A	3315
MPH32M-10	MPCB 3P Mag only 10 A	3285
MPH32M-16	MPCB 3P Mag only 16 A	3585
MPH32M-20	MPCB 3P Mag only 20 A	3840
MPH32M-25	MPCB 3P Mag only 25 A	3810
MPH32M-32	MPCB 3P Mag only 32 A	6685

HSN Code : 8538

Cat code	Description	MRP[₹]
MPHF11	Front aux contact 1NO+1 NC MPCB	565
MPHS11	Side aux contact 1NO+1 NC MPCB	745
MPHT11	MPCB Trip Indicator	875
MPH024UR	UV Rel. 24V 50HZ MPCB	1450
MPH020UR	UV Rel. 20V 50HZ MPCB	
MPH115UR	UV Rel. 110-115V 50HZ MPCB	
MPH180UR	UV Rel. 180V 50HZ MPCB	
MPH240UR	UV Rel. 230-240V 50HZ MPCB	
MPH380UR	UV Rel. 380V 50HZ MPCB	
MPH415UR	UV Rel. 400-415V 50HZ MPCB	
MPH500UR	UV Rel. 500V 50HZ MPCB	
MPH024SR	Shunt Rel. 20-24V 50/60HZ MPCB	
MPH048SR	Shunt Rel. 40-48V 50/60HZ MPCB	
MPH240SR	Shunt Rel. 200-240V 50/60HZ MPCB	
MPH440SR	Shunt Rel. 365-440V 50/60HZ MPCB	
MPH127SR	Shunt Rel. 100-127V 50/60HZ MPCB	
MPH34	Extnd rotary handle 32A	1190
B31SMA1	Plastic enclosure for MPH32 MPCB	1575

Effective from 05.01.2021

MPE Range (0.1 - 25A)



- Conforms to IEC 60947
- Perfect Coordinated system for Motor Control
- Electrical Life : 100000 Operations
- Excellent Current limiting characteristics
- Modular Snap fit Accessories

MPCB (with thermal & magnetic release) HSN Code : 8536

Cat ref	Setting Range (A)	Motor Rating in kW at 415 V	MRP [₹]
MPE-01	0.1...0.16	-	2640
MPE-02	0.16...0.25	0.06	
MPE-03	0.25...0.4	0.12	2915
MPE-04	0.4...0.63	0.18	
MPE-05	0.63...1	0.25, 0.37	2955
MPE-06	1...1.6	0.55	
MPE-07	1.6...2.5	0.75, 1.1	3015
MPE-08	2.5...4	1.5	
MPE-10	4...6.3	2.2, 3	3160
MPE-14	6.3...10	4, 5	
MPE-16	10...16	5.5, 9	3675
MPE-20	16...20	11	3925
MPE-22	20...25	12.5	4225



Accessories of MPE Range

HSN Code : 8538



Reference	Contacts	MRP [₹]
Auxiliary	Switch	
MPA-0010	1NO	455
MPA-0001	1NC	
MPA-0011	1NO + 1NC	630
MPA-0020	2NO	
Enclosures (IP55)		
MPA-EF	Flush mounted	880
MPA-ES	Surface mounted	980
Voltage Releases		
MPA-U ■	Under Voltage Release	1360
MPA-S ■	Shunt Release	

■ A: 110 VAC, K: 240 VAC, M: 415 VAC, U: 24 VAC, R: 42 VAC

HSN Code : 8538

Reference	Tap-o *	MRP [₹]
Bus Bar		
MPA-BB245	2 Tap-o (45mm)	645
MPA-BB345	3 Tap-o (45mm)	815
MPA-BB445	4 Tap-o (45mm)	980
MPA-BB545	5 Tap-o (45mm)	1075
MPA-BB263	2 Tap-o (63mm)	645
MPA-BB463	4 Tap-o (63mm)	970
MPA-BB1	Incoming Block	590

*centre to centre distance.

MS32 range (0.1 to 32A)

- Auxiliary switch for side mounting & flush mounting
- Indication of release with trip indicating auxiliary switch

HSN Code : 8536



Cat ref	Setting range (A)	Motor rating in KW at 415V	MRP[₹]
MS32-0.16	0.1-0.16	-	2695
MS32-0.25	0.16-0.25	0.06	
MS32-0.4	0.25-0.4	0.09	
MS32-0.63	0.4-0.63	0.12 to 0.18	2875
MS32-1.0	0.63-1.0	0.18 to 0.25	
MS32-1.6	1.0-1.6	0.37 to 0.55	2935
MS32-2.5	1.6-2.5	0.75	3085
MS32-4.0	2.5-4	1.1 to 1.5	3165
MS32-6.3	4-6.3	2.2	
MS32-10	6.3-10	3 to 4	3595
MS32-14.0	9-14	5.5	
MS32-18	13-18	7.5	3745
MS32-23	17-23	9 to 11	4085
MS32-27	20-27	11	4440
MS32-32	25-32	15	6675



Accessories - MS32 range

HSN Code : 8538

Cat ref	type	Contacts	MRP[₹]
HS11	Aux contact side mounting	1NO+1NC	700
HSV10	Aux contact top mounting	1NO	555
HSV01		1NC	
HRS10	Trip indicating block top mounting	1NO	405
HRS01		1NC	
MS32-UR	Under voltage release	-	1450
MS32-AR	Shunt release	-	

Note: For further details, please contact nearest sales office

Solid State Relay BCH

Solid State Relays (SSR)

Single Phase SSR's for Heating Applications

SC9 Series 1-Phase ZERO CROSS Without LED HSN Code : 8536



Cat. No.	MOQ	AC51 Rating	I ² t (A ² S)	Peak Voltage	Operating Voltage	Control Voltage	MRP [₹]
SC941110L	5	12A	72	600V AC	12-280V AC	4-30V DC	1450
SC942110L	5	25A	288	600V AC	12-280V AC	4-30V DC	1700
SC944110L	5	40A	612	600V AC	12-280V AC	4-30V DC	2190

MOQ - Minimum Order Qty.

- Electronic Switching of loads - silent operation
- Life Over 100 million operations
- High Switching Frequency
- Ideal for dusty & corrosive atmosphere
- Impact & Vibration resistant
- Direct compatibility with PLC
- LED Indication as option

SC9 Series 1-Phase ZERO CROSS With LED HSN Code : 8536

Cat. No.	MOQ	AC51 Rating	I ² t (A ² S)	Peak Voltage	Operating Voltage	Control Voltage	MRP [₹]
SC941160L	5	12A	72	600V AC	12-280V AC	4-30V DC	1465
SC942160L	5	25A	288	600V AC	12-280V AC	4-30V DC	1725
SC944160L	5	40A	612	600V AC	12-280V AC	4-30V DC	2230
SC945160L	5	50A	1500	600V AC	12-280V AC	4-30V DC	4555
SC947160L	5	75A	5000	600V AC	12-280V AC	4-30V DC	5070

MOQ - Minimum Order Qty.

SC9 Series 1-Phase ZERO CROSS With LED HSN Code : 8536

Cat. No.	MOQ	AC51 Rating	I ² t(A ² S)	Peak Voltage	Operating Voltage	Control Voltage	MRP [₹]
SC962160L	5	25A	265	1200V AC	24-600V AC	5-30V DC	6145
SC965160L	5	50A	1500	1200V AC	24-600V AC	5-30V DC	7735
SC967100	2	75A	5000	1200V AC	24-600V AC	5-30V DC	11485

MOQ - Minimum Order Qty.



Innovation - Performance-Design

- Removable IP20 flaps.
- Only 29 mm height.
- Designed for all types of loads.
- TMS² Technology with very long life expectancy.
- Control Status LED.
- Very low zero cross level.
- UL/cUL, VDE (EN60950), IEC/EN60947-4-3, CE marking

SO9 Series 1-Phase ZERO CROSS With LED in okpac[®] Housing IP20 Protection HSN Code : 8536

Cat. No.	MOQ	AC51 Rating	I ² t(A ² S)	Peak Voltage	Operating Voltage	Control Voltage	MRP [₹]
SO942560*	2	25A	600	600V AC	12-280V AC	7-30V DC	3880
SO963460*	2	35A	1250	1200V AC	24-600V AC	3.5-32V DC	4640
SO945460*	2	50A	2500	600V AC	12-280V AC	3-32V DC	4910
SO965460*	2	50A	2800	1200V AC	24-600V AC	3.5-32V DC	5175
SO967460*	2	90A	7200	1200V AC	24-600V AC	3.5-32V DC	5970

*Non Sock Items, allow 4-6 weeks delivery time

MOQ - Minimum Order Qty.

Solid State Relay BCH



SU9 Series 1-Phase ZERO CROSS With LED in okpac® Housing IP20 Protection

HSN Code : 8536

Cat. No.	MOQ	AC51 Rating	Peak Voltage	Operating Voltage	Control Voltage	MRP [₹]
SU942460*	44	25A	600V AC	12-280AAC	3-32V DC	On Request
SU963460*	44	35A	1200V AC	24-600V AC	3.5-32V DC	On Request
SU965460*	44	50A	1200V AC	24-600V AC	3.5-32V DC	2915
SU967460*	44	75A	1200V AC	24-600V AC	3.5-32V DC	3135

*Non Stock items, allow 4-6 weeks delivery time.

SU Range

- Designed for resistive load
- With pluggable connector on input
- IP20 protection with Removable
- For mounting on Heat sink or panel mount
- Over voltage protection on input
- Control Status LED
- Very low zero cross level
- Quick and easy connection



Single Phase SSR's for Capacitor Control Applications SO8 Series 1-Phase With LED

in okpac® Housing IP20 Protection

HSN Code : 8536

Cat. No.	MOQ	AC51 Rating	I ² t(A ² S)	Peak Voltage	Operating Voltage	Control Voltage	MRP [₹]
SO842074*	2	25A	600	600V AC	12-275V AC	3-32V DC	4730
SO863070*	2	35A	1250	1200V AC	24-510V AC	3.5-32V DC	5225
SO845070*	2	50A	2500	600V AC	12-275V AC	3-32V DC	5600
SO848070*	2	95A	14400	600V AC	12-275V AC	3-32V DC	8425
SO889060*	2	125A	24000	1600V AC	24-600V AC	3.5-32V DC	22390

*Non Stock Items, allow 4-6 weeks delivery time

MOQ - Minimum Order Qty.

Single Phase SSR's for Motor Control Applications

SC7 Series 1-Phase Without LED (Random Switching)

HSN Code : 8536

Cat. No.	MOQ	AC51 Rating	AC53 Rating	I ² t (A ² S)	Peak Voltage	Operating Voltage	Control Voltage	MRP [₹]
SC741110L	5	12A	2.5A	72	600V AC	12-280 AC	4-30V DC	1430
SC761110L	5	12A	2.5A	72	1200V AC	24-520V AC	5-30V DC	2130
SC742110L	5	25A	5A	312	600V AC	12-280 AC	4-30V DC	1690
SC762110L	5	25A	5A	265	1200V AC	24-520V AC	5-30V DC	3020
SC744110L	5	40A	9A	612	600V AC	12-280 AC	4-30V DC	3260
SC764110L	5	50A	12A	1500	1200V AC	24-520V AC	5-30V DC	6825
SC767110L	5	75A	16A	5000	1200V AC	24-520V AC	5-30V DC	11690
SC768110L	5	95A	20A	11000	1200V AC	24-520V AC	5-30V DC	12055
SC769110L	5	125A	30A	20000	1200V AC	24-520V AC	5-30V DC	19435

MOQ - Minimum Order Qty.

SO7 Series 1-Phase With LED in okpac® Housing IP20 Protection (Random Switching)


HSN Code : 8536

Cat. No.	MOQ	AC51 Rating	AC53 Rating	I ² t(A ² S)	Peak Voltage	Operating Voltage	Control Voltage	MRP [₹]
SO745090	2	50A	12A	2500	600V AC	12-275V AC	3-32V DC	6580
SO767090	2	75A	16A	7200	1200V AC	24-510V AC	3.5-32V DC	9660
SO768090	2	95A	20A	14400	1200V AC	24-510V AC	3.5-32V DC	11325
SO769090	2	125A	30A	24000	1200V AC	24-510V AC	3.5-32V DC	16610

*Non Stock Items, allow 4-6 weeks delivery time

MOQ - Minimum Order Qty.

Direct Copper Bonding Technology



- Fewer joints, fewer layers results in better thermal characteristics
- Extremely low temperature rise ensures long life

Solid State Relay BCH

Three Phase SSR's SVT Series 3-Phase With LED (ZERO CROSS) IP20 Protection

HSN Code : 8536



- IP20-RC and VDR Protection
- Designed for all types of load
- Thyristor technology

Cat. No.	MOQ	AC51 Rating	AC53 Rating	I ² t(A ² S)	Peak Voltage	Operating	Control Voltage	MRP [₹]
DC CONTROL								
SVT861394	2	12A	2.5A	72	1200V AC	24-520V AC	8.5-30V DC	20675
SVT864374	2	50A	12A	1500	1200V AC	24-520V AC	10-32V DC	25225
SVT868394E	2	95A	24A	5000	1200V AC	24-520V AC	8.5-30V DC	26455
SVT869394	2	125A	32A	20000	1200V AC	24-520V AC	8.5-30V DC	31380
AC CONTROL								
SVT864994	2	50A	12A	1500	1200V AC	24-520V AC	90-240V AC	26455
SVT967960	2	75A	-	1500	1200V AC	24-520V AC	90-240V AC	29775
SVT869994	2	125A	32A	20000	1200V AC	24-520V AC	90-240V AC	32605

MOQ - Minimum Order Qty.



Common IP20 Protective Cover for SC series SSR.



Heat Sink - 65 mm

- Wide range of Heat sinks offers perfect coordination with all SSRs

Accessories for SSR HSN Code : 8538

Cat. No.	MOQ	Description	MRP [₹]
SC1K4600	20	IP20 Cover SC*	40
SCHS6 DIN	20	Din Clip	150
SCHS2200	5	Heat Sink 2.2K/W	935
SCHS1100	5	Heat Sink 1.1 K/W	3040
SCHS0900	5	Heat Sink 0.9 K/W	3595
SCHS0300	5	Heat Sink 0.3K/W	5870

*IP20 Protective Cover for complete SC range
Refer to nearest branch office for heat sink selection

Suggested Heat Sink Rth values (K/W) for load rating at diff. Ambient Temperature

SSR Rating (A)	25°C	35°C	45°C	55°C
12A	2.2	2.2	2.2	1.1
25A	1.1	1.1	0.3	0.3
40A	0.3	0.3	0.3	0.3
50A	0.3	0.3	0.3	0.3
75A	0.3	0.3	0.3	0.3
95A	0.3	0.3	0.3	-
125A	0.3	0.3	-	-

* For Heat Sink Selection of S07 / S08 / S09 / SG4 / SG5 ranges refer to nearest sales office


Note: Apply heat sink compound between SSR base and external heat sink. In case of closely packed units the ambient temperature condition should be considered carefully. For proper protection, short-circuit protection device (SCPD) (having I²t rating lower than that of SSR I²t) must be used.

DC Contactors

BCH

DC Mill Duty Contactor HSN Code : 8536

No. of poles	(A)	Auxilliary Contacts	Cat. No.	MRP [₹]
50 Amperes				
Single pole Normally Open	15A	2NO+2NC	912x1522	On request
	25A	2NO+2NC	912x2522	On request
	50A	2NO+2NC	912x5022	27885
Double pole Normally Open	15A	2NO+2NC	D912x1522	On request
	25A	2NO+2NC	D912x2522	On request
	50A	2NO+2NC	D912x5022	59940
Mechanically Interlocked 2 Nos. SP NO	15A	2NO+2NC	M912x1522	On request
	25A	2NO+2NC	M912x2522	On request
	50A	2NO+2NC	M912x5022	66480
150 Amperes				
Single pole Normally Open	150A	2NO+2NC	914x22	47615
Double pole Normally Open	150A	2NO+2NC	D914x22	102085
Mechanically Interlocked 2 Nos. SP NO	150A	2NO+2NC	M914x22	107730
Single pole Normally Closed	150A	1NO+1NC	924x11	49045
Double Pole Normally Closed	150A	2NO+2NC	D924x22	104055
Single pole Normally Open with Holdout Coil #	150A	1NO+1NC	934x11/#	51620
Single pole Normally Open with AC Blow out Coil	150A	2NO+2NC	974x22	60365
300 Amperes				
Single pole Normally Open	300A	2NO+2NC	915x22	69140
Double pole Normally Open	300A	2NO+2NC	D915x22	147245
Mechanically Interlocked 2 Nos. SP NO	300A	2NO+2NC	M915x22	153090
Single pole Normally Closed	300A	1NO+1NC	925x11	69490
Double Pole Normally Closed	300A	2NO+2NC	D925x22	150105
Single pole Normally Open with Holdout Coil #	300A	1NO+1NC	935x11/#	75030
Single pole Normally Open with AC Blow out Coil	300A	2NO+2NC	975x22	87425



- From 50 A to 600 A
- Conforms to NEMA Standards
- Ready to use mechanically interlocked version
- Normally closed version
- Hold on coil for time delay
- Mechanical life : 20 million operation
- Electrical life : 1 million operation

Unique Arc quenching system with blow out coils for switching heavy duty loads

DC Mill Duty Contactor HSN Code : 8536

No. of poles	(A)	Auxilliary Contacts	Cat. No	MRP [₹]
600 Amperes				
Single pole Normally Open	600A	2NO+2NC	916x22	154090
Double pole Normally Open	600A	2NO+2NC	D916x22	319955
Mechanically Interlocked 2 Nos. SP NO	600A	2NO+2NC	M916x22	325135
Single pole Normally Closed	600A	1NO+1NC	926x11	158390
Single pole Normally Open with Holdout Coil#	600A	1NO+1NC	936x11/#	195765
Single pole Normally Open with AC Blow out Coil	600A	2NO+2NC	976x22	201485

- # For 934 / 935 / 936 with holdout coil use hold out suffix code from table on page no.37
- For coil voltage refer table on page no.37
- * 150, 300 & 600 Amps replace 'x' by 'y' for surface mounting rear connection, 'z' for elevated mounting rear connection
- * Add Rs. 3160/- for AC Control

Double Pole DC Mill Duty Contactor HSN Code : 8536

A	Auxilliary Contacts	Cat. No.	Unit Price [₹]
150A	2NO+2NC	954x22	Contact Branch office
300A	2NO+2NC	955x22	for Price

DC Contactors BCH

DC Mill Duty Contactors - Spares

HSN Code : 8538

Description	Qty. Reqd.	50A		150A		300A		600A	
		Cat. No.	MRP [₹]	Cat. No.	MRP [₹]	Cat. No.	MRP [₹]	Cat. No.	MRP [₹]
DC Arc Chute Assy. Consisting of a. LH Arc Shield b. RH Arc Shield c. DC Blow Out Arc Horn d. DC Blow Out Arc Piece e. DC Blow Out Spacer Assy. f. Polarity Wire g. Latch Strips (Top & Bottom) h. Hardware for Polarity Wire & Latch	1 Set	9C9J101*	14120	9C9P101	24185	9C9T101	35060	9C9V101	76320
AC Arc Chute Assy. Consisting of a. LH Arc Shield b. RH Arc Shield c. AC Blow Out Pole Piece d. AC Blow Out Spacer Assy. e. Polarity Wire f. Latch Strips (Top & Bottom) g. Hardware for Polarity Wire & Latch	1Set	-	-	9C9P102	On request	9C9T102	On request	9C9V102	On request
Fixed & Moving Contacts	1 Set	9C9J105	3065	9C9P105	4215	9C9T105	6845	9C9V105	18620
Contact Lever with Braid (for Single Pole)	1 No.	9C9J106	3730	9C9P106	6080	9C9T106	8050	9C9V106	13965
Contact Lever with Braid (for Double Pole) [†]	1 No.	9C9J106	3730	9C9P106	6080	9C9T106	8050	9C9V103	13965
Set of Armature Spares Consisting of a. Adjusting Pin b. Contact lever spring c. Contact lever spring pin with circlip d. Armature hinge pin e. Armature Securing pin	1 Set	9C9J107	1325	9C9P107	1840	9C9T107	2655	9C9V107	3855
Set of Armature Spares for 924, 925, 926 Consisting of a. Adjusting Pin b. Contact lever spring c. Contact lever spring pin with circlip d. Armature hinge pin e. Armature Securing pin f. Armature spring g. Spring retaining washer	1 Set	-	-	9C9P108	2245	9C9T108	3960	9C9V108	4780
Set of Armature Spares for 934/935/936 Consisting of a. Adjusting pin b. Contact lever spring c. Contact lever hinge pin d. Armature hinge pin e. Armature securing pin f. Armature spring g. Spring retaining washer h. Adjusting screw	1 Set	-	-	9C9P109	2680	9C9T109	3960	9C9V109	5075
Terminal Block	1	9C9J110	1710	9C9P110	2245	9C9T110	3140	9C9V110	3925
No Volt Coil for 912, 914, 915, 916, 934, 935 & 936 **Suffix voltage code	1	9C9J111■	6340	9C9P111■	9695	9C9T111 ■	12755	9C9V111 ■	21980
No Volt Coil for 924, 925, 926 **Suffix voltage code	1	-	-	9C9P112 ■	12755	9C9T112 ■	19815	9C9V112 ■	32010
Coil clamp for 914 & 934	1	-	-	9C9P118	245	-	-	-	-
Coil clamp for 924, 915, 935, 916 & 936	1	-	-	9C9P118	245	9C9T118	245	9C9V118	On request


■ Suffix coil voltage code from table on page 37
■ Please add Rs. 3160 for AC control

* Only item a to e is supplied in this set
† For two Poles, need to order for 2 Nos.

DC Mill Duty Contactors - Spares & Accessories HSN Code : 8538

Description	Cat. No.	MRP [₹]
1NO+1NC Auxilliary Contact Block	AC10E11	5620
2NO Auxilliary Contact Block	AC10E20	5620
2NC Auxilliary Contact Block	AC10E02	5620
Single unit driver with mounting plate (50A)	9C9J115	On request
Double unit driver with mounting plate (50A)	9C9J116	On request
Single unit driver with mounting plate (150-600A)	9C9P116	On request
Double unit driver with mounting plate (150-600A)	9C9P117	On request
Hold out coil for 934, 935 & 936	9C9P113- #	15395
Condenser 50 + 50uF for 934, 935 & 936	9C9P114	960
Mechanical interlock for 150/300/600A	AC10M4/M8/M12	6265
Rectifier 110/240 V	SP30R	3160

Suffix hold out coil code from table



- Magnetic Operated Overload relay for heavy duty applications
- From 1.5A to 600A
- Instantaneous and Time delay tripping
- Manual and automatic resetting
- 1NO + 1NC Contacts

Hold Out Coil Suffix table - 934/935/936

Hold out coil type	Voltage	Suffix code
494-2	100/125	2
494-7	400/450	7
492-12	100/125	12
494-43	200/250 & 400/550	43

DC Magnetic Overload Relays *

HSN Code : 8536

Cat. No.	Coil No.	Continuous Rating	Range Amps	MRP [₹]
B3A23	159-10	2.8	1.5 to 3.5	16325
B3B23	159-5	3.9	3 to 7	
B3C23	159-4	5.4	5 to 13	
B3E23	159-3	10.9	8 to 24	
B3F23	159-2	16.9	10 to 30	
B3G23	159-1	21.9	20 to 40	
B3H23	159-8	34.9	25 to 65	
B3J23	159-6	50.0	35 to 75	19130
B3K23	179-39	69.0	40 to 120	
B3L23	179-38	109.0	70 to 190	
B3M23	179-37	179.0	100 to 300	20855
B3N23	179-36	250.0	200 to 600	
B3Y23	179-36.2	199.0	200 to 600	25370
B3P23		549.0	300 to 900	
B3R23		500.0	500 to 1500	

* With 1NO + 1NC Contacts

Coil Voltage table - DC Mill Duty Contactor

		24V	48V	55V	110V		220V	240V	250V
	PRODUCT	DC	DC	DC	AC	DC	DC	AC	F1
DC CONTACTOR	912X	U1	-	Q1	A1R	A1	B1	K1R	F1
	914;934X	U1	W1	Q1	A1R	A1	B1	K1R	F1
	935X;924;915	U1	W1	Q1	A1R	A1	B1	K1R	F1
	925	-	-	-	-	A1	B1	K1R	F1
	916&936	U1	W1	Q1	A1R	A1	B1	K1R	F1
	D912-D916	-	W1	-	A1R	A1	B1	K1R	F1

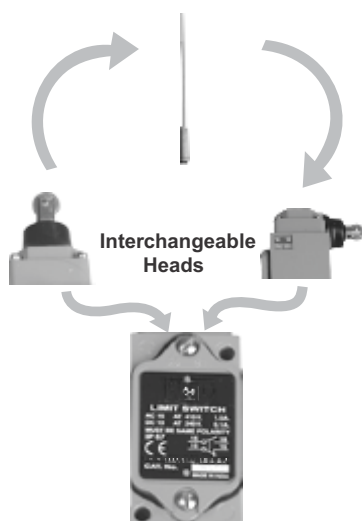
1. For other coil voltages, please contact nearest sales office
2. AC control is not available for 934, 935, 936 versions.
3. For ordering spare coils for D912, D914, D915 and D916 Contactors, please order coils with 50% voltage rating as that of control voltage.
Example to order coils for D914 X 22B1 (which is a 220V DC DP Contactor), please order spare coils with 110V DC rating.

Heavy Duty Limit Switch - Snap Action Type NL IP 67

HSN Code : 8536

Type	Description	Cat. No. Screw Terminal (1NO+1NC)	MRP [₹]	Cat.No. Precabled (1NO+1NC)	MRP [₹]	Cat. No. Screw Terminal (2NO+2NC)	MRP [₹]	Cat. No. Precabled (2NO+2NC)	MRP [₹]
Roller Lever	Standard-38MM Standard-76.2mm Adjustable	NLL1 NLL2 NLLA	1690	NLL1C NLL2C NLLAC	1840	NLL1-22 NLL2-22 NLLA-22	2580	NLL1-22C NLL2-22C NLLA-22C	2675
	Maintained Type Maintained Type Maintained Type	NLL1M NLL2M NLLAM	1900	NLL1MC NLL2MC NLLAMC	1990	NLL1M-22 NLL2M-22 NLLAM-22	2855	NLL1M-22C NLL2M-22C NLLAM-22C	2910
Push Roller	Top Side	NLTPR	1690	NLTPRC	1840	NLTPR-22	2580	NLTPR-22C	2675
		NLSPR	1855	NLSPRC	1990	NLSPR-22	2785	NLSPR-22C	2910
Push Button	Top Adjustable Side Adjustable	NLTPBA	1690	NLTPBAC	1840	NLTPBA-22	2515	NLTPBA-22C	2675
		NLSPBA	1855	NLSPBAC	1990	NLSPBA-22	2785	NLSPBA-22C	2910
Cat Whisker	Nylon Rod Steel Rod	NLCW	1485	NLCWC	1595	NLCW-22	2455	NLCW-22C	2580
		NLJW	1690	NLJWC	1805	NLJW-22	2580	NLJW-22C	2675
Fork Type	Roller in same line Offset Rollers	NLLF NLLFO	1900	NLLFC NLLFOC	1990	NLLF-22 NLLFO-22	2860	NLLF-22C NLLFO-22C	2910
	Roller in same line Maintained Offset Rollers Maintained	NLLFM NLLFOM	2225	NLLFMC NLLFOMC	2310	NLLFM-22 NLLFOM-22	3095	NLLFM-22C NLLFOM-22C	3155

- IP 67 degree of Protection
- Choice of 16 Operating Heads
- Interchangeable heads ensures complete modularity and flexibility
- Zinc Die cast body for Heavy duty applications
- Easily replaceable contact blocks
- Precabled version with 2m cable length



Limit Switches BCH




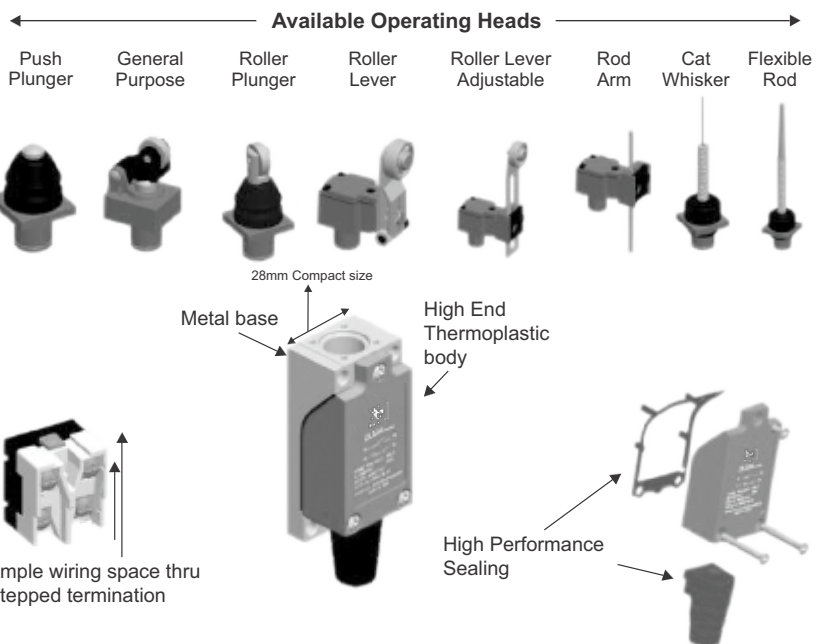
Mini Limit Switch NEW

HSN Code : 8536

Type		Cat. No.	MRP [₹]
General Purpose Type		DLSMAR	1110
Top Plunger	Standard	DLSMPP	
Push Roller	Standard	DLSMRP	
	Cross	DLSMRPX	
Roller Lever	39mm	DLSMRL	1150
	Adjustable	DLSMRLA	
Rod Arm	Adjustable	DLSMJWA	1220
Cat's Whisker	Steel Spring	DLSMSW	
Flexible Rod	Nylon	DLSMSR	

Applications

- Lifts and Escalators
- Machine Tools
- Food and Beverages
- Textile Machines
- Packaging & Printing Machines



Precision Limit Switch

HSN Code : 8536

Type of Operator	1NO+1NC		2NO+2NC		Lot Size
	Cat. No.	MRP [₹]	Cat. No.	MRP [₹]	
Roller Lever	PSRL-L or R	710	PSRL-L-2 or R-2	855	1
Six Inch Lever	PSSIL-L or R		PSSIL-L-2 or R-2		
Top Push Roller	PSTPR*		PSTPR*-2		
Top Push Button	PSTPB		PSTPB-2		
Type	Cat. No	MRP [₹]	Cat. No	MRP [₹]	Lot Size
Spare Contact Block	SP20S1	670	SP20S2	840	

- Conforming to IEC 60947-5-1
- Compact Design requiring less mounting space
- Zinc Die cast base & high end polyamide cover ensuring robustness & excellent aesthetics
- Unique Cross bar contacts for enhanced reliability
- Dust proof, Water proof & Oil resistance construction
- Snap action contacts
- Frequency of operation 7200 Oprns / hr

* A or B

Limit Switches BCH

Limit Switch for 125°C Application*

HSN Code : 8536

Type	Cat. No.	MRP [₹]
with 1NO + 1NC Roller Lever Top Push Roller	LL1-150S-M LTPR-150S-M	On Request

*Refer to our nearest sales office for specification & details

Heavy Duty General Purpose Limit Switch

HSN Code : 8536

Snap Action Type L	Angular Roller Top Plunger	LLGS LPGS	1130
-----------------------	-------------------------------	--------------	------

Oil Tight Limit Switch - Snap Action Type L IP 65

HSN Code : 8536

Type	Description	Cat. No.	MRP [₹]
Roller Lever	Standard-38MM	LL1	2425
	Standard-76.2mm	LL2	
	Adjustable	LLA	
	Maintained Type LL1	LL1M	2530
	Maintained Type LL2	LL2M	
	Maintained Type LLA	LLAM	
Push Roller	Top	LTPR	2370
	Side	LSPR	2665
Push Button	Top Adjustable	LTPBA	2570
	Side Adjustable	LSPBA	
Cat Whisker	Nylon Rod	LCW	1940
	Steel Rod	LJW	2410
Fork Type	Roller in same line	LLF	2180
	Offset Rollers	LLFO	2180
	Roller in same line	LLFM	2550
	Maintained	LLFOM	2550
	Offset Rollers		
Maintained			

Oil Tight Limit Switch - Spares

HSN Code : 8538

Description	Suitable for	Cat. No.	MRP [₹]
38 mm lever	NLL1, LL1	SP40L1	400
76.2 mm lever	NLL2, LL2	SP40L2	505
Adjustable lever	NLLA, LLA	SP40LA	505
Fork lever in Line	LLF	SP40LF	615
Fork lever Offset	LLFO	SP40LFO	615
Operating Head	LLGS, LPGS	SP40HLG	735
Operating Head	Lever Type	SP40HL	790
Operating Head Maintained	Lever Type	SP40HLM	915
Operating Head	Top Push	SP 40HTP*	790
	Side Push	SP 40HSP*	880
Operating Head	Cat Whisker Nylon Rod	SP40CW	540
	Cat Whisker Steel Rod	SP40JW	735
Limit Switch Unit Assembly 1NO+1NC	Type 'L' & 'NL' (Except LLGS / LPGS)	SP40S1	1130
Limit Switch Unit Assembly 2NO+2NC		SP40S2	1865
Limit Switch Unit Assembly 1NO+1NC	LLGS / LPGS	SP40S1WOM	735
Oil tight Conduit	Type 'NL'	SP40CE	430

* B = Button R = Roller

Foot Switch & Push Button 30.5mm..... BCH

HSN Code : 8536



Number of Contact Blocks	Total contacts available	No. of position	Description	Cat. No.	MRP [₹]	Lot Size
One	1NO+1NC	2	With Guard	FSGX1	3920	1
One	1NO+1NC	2	With Latch	FSGX1L	4130	
One	2NO+2NC	2	With Guard	FSGX2	4260	
One	2NO+2NC	2	With Latch	FSGX2L	4445	
Two	2NO+2NC	2	With Guard	FSGY1	4805	
Two	2NO+2NC	2	With Latch	FSGY1L	5115	
Two	4NO+4NC	2	With Guard	FSGY2	5610	
Two	4NO+4NC	2	With Latch	FSGY2L	5715	
Two	2NO+2NC	3	With Guard	FSGZ1M	4890	
Two	4NO+4NC	3	With Guard	FSGZ2M	5595	

Note : Latching unit (with suffix L) is provided with X & Y versions only.

Spares for Foot Switch

HSN Code : 8538

Description	Suitable For	Cat. No.	MRP [₹]
Spare Contact Block 1NO+1NC	FSG	SP20S1	670
Spare Contact Block 2NO+2NC	FSG	SP20S2	840
Spare Cover with Guard	FSG	SP20CG	1570

- 2 Position and 3 Position
- 1NO+1NC/2NO+2NC/4NO+4NC contact blocks
- With Guard
- Oil tight and water tight enclosure for contact block
- Mechanical and electrical life : 10 million operation
- Suited for heavy duty applications such as : Machine Tools, Rubber and Tyre making machines, SPMs, Welding Machines
- Suffix X1 = One Block of 1NO+1NC, X2 = One Block of 2NO+2NC, Y1 = Two Blocks of 1NO+1NC, Y2 = Two Blocks of 2NO+2NC

Oil Tight Push Button & Indicating Lights - 'Type T' E 30.5 mm

HSN Code : 8536



Range

- Non illuminated and illuminated
- Flush
- Extended
- Mushroom head
- Lever and key type selector switch
- Indicators-Direct/Resistor/Transformer type
- Conforms to EN/IEC-60947-5/IS-13947-5

Features

- Protection degree - IP65
- Rugged construction
- Ideal for motor control centers and control panels
- Proven time tested design

Type	Description	Cat. No.	MRP [₹]	HSN Code	Lot Size	
Actuator	Standard flush Button Red Green Black Yellow Blue Orange White	TSFB-R TSFB-G TSFB-B TSFB-Y TSFB-BL TSFB-O TSFB-W	220	8536	20	
	Long Button Red Green Black Yellow Blue Orange White	TLB-R TLB-G TLB-B TLB-Y TLB-BL TLB-O TLB-W	220	8536	10	
	Mushroom Head -Spring return Red -Spring return Green -Turn to release Red -Turn to release Green	TMH-R TMH-G TMHL-R TMHL-G	285 285 310 310	8536	10	
	Selector Actuator -2 or 3 position	TSSA ***	570	8536	10	
	Cylindrical Lock -2 or 3 positions	TCL***	825	8536	10	
	Station	Start/Stop Pushbutton	E20EA	975	8536	1
	Contact Block	1NO +1NC	050N1	285	8536	20
		2NO	050N2			
		2NC	050N3			
	Aluminium Diecast Enclosure	One button	TEN-1	940	8536	1
		Two buttons	TEN-2	1080		
		Three buttons	TEN-3	1460		
HSN Code : 8538						
Accessories	Wrench for retaining ring	TWN	280	8538	1	
	Plug for hole	TPL	125			
	Legend plate	050L^	55			

Note: * Position-2 or 3 • Function M-maintained, S-Springreturn ■ Cam code 1/2/3 ^ Suffix Legend Code
Effective from 05.01.2021

Push Button 30.5mm..... BCH

Oil Tight Indicating Light - E 30.5mm HSN Code : 8536

Description	Application	Cat. No.	List Price [₹]	HSN Code	Lot Size
(Without lens) Direct type	AC & DC	TILD•10	405	8536	1
Transformer type	AC	TILT•10	510	8536	1
HSN Code : 8538					
Polycarbonate Lens	-	LENS*	60	8538	10
Spare Bulb	AC & DC	SP61L#	70	8538	1

* Lens available in colours given below # Suffix voltage code lamp

Accessories for indicating light - E 30.5mm HSN Code : 8538

Description	Cat. No.	List Price [₹]	HSN Code	Lot Size
Signal lamp transformer	TR■	295	8538	10

Voltage Code (Direct type lamps)

Volts	6	12	24	48	110	220	240	415
Code	*	*	U	*	A	B	K	M

Voltage Code (Transformer type lamps)

Volts	110/6	110/24	220/6	240/24	415/6
Code	A	*	*	K/U	*

* Available on request

Suffix Colour Code - 30.5 mm

Colour	Suffix	Colour	Suffix
Red	1P	Yellow	5P
Green	2P	Clear	7P
Blue	3P		
Amber	4P		

Legend Plate - Suffix Code for E30 & 22.5

Inscription	Start	Stop	Inch	Forward	Reverse	UP	Down	Slow	Fast	Raise	Left	Motor Run	Motor Stop	Overload Tripped	Overload Reset	Power On
Suffix code Type T (30.5mm)	1	2	3	4	5	6	7	9	10	11	-	-	-	-	-	-
Suffix code E22 (22.5mm)	34	35	14	07	41	40	04	33	06	-	18	22	23	30	31	32

Inscription	Stop Reset	Test	Trip	Lower	Off	On	Jog	Emergency Stop	Reset	High	Run	Close	Open	Blank	On-Off
Suffix code Type T (30.5mm)	-	-	-	12	13	14	15	16	17	19	20	21	22	23	28
Suffix code E22 (22.5mm)	36	37	38	-	24	26	-	05	-	12	-	03	27	01	-

Push Button 22.5mm BCH

Push Button & Indicating Lights - 22.5 mm



HSN Code : 8536



Description	Type	Cat. No.	MRP[₹]	Lot Size	
Push Button Actuators with Mounting Adaptor	Opaque	Flush	HEA11*M	100	10
		Extended	HEA12*M	105	
	Illuminated**	Flush	HEB11*M	150	
		Extended	HEB12*M	155	
	Mushroom Head 28mm Colour - Red/Black	Momentary	HEA21*M	135	10
		Twist to Release	HEA23*M	185	
		Stayput Key Release	HEA25*M	365	
		Mushroom Head 40mm Colour - Red/Black	Momentary	HEA22*M	
		Twist to Release	HEA24*M	205	
Light Source Units (LSU)	Basic Unit with Mounting Adaptor	Lamp Holder & Lens	HPL22*	90	10
	LSU with Bulb-Direct Type	6/12/24/48/60/110V ac/dc	HLSUD#	95	
	LSU with Bulb-Resistance Type ■	110V ac/dc & 240V ac	HLSUR#	105	
LED Indicating Light	Standard 6/12/24/48/60/110/240/415V ac*** 6-60V ac/dc; 110 & 240V dc	Color - R/Y/G/A	HFB2X*#	200	10
		Blue	HFB2XL#	405	1
		Clear	HFB2XC#	565	1
	Universal 24-240V ac/dc	Color - R/Y/G/A	HFB2X*UH4	270	
		Blue	HFB2XLUH4	505	
	Surge Protected 12-60V ac/dc; 110/240/415V ac; 110/240V dc	Color - R/Y/G/A	HFB2S*#	265	10
		Blue	HFB2SL#	435	1
		Clear	HFB2SC#	605	1
	Low Voltage Glow Protected 110V/240/415V ac	Color - R/Y/G/A	HFB2P*□	300	10
		Blue	HFB2PLH	540	1
	Surge & Low Voltage Glow Protected 110V/240/415V ac	Color - R/Y/G/A	HFB2SP*□	305	10
		Blue	HFB2SPLH	545	1
Selector Operators with Mounting Adaptor	Selector Key Operator (Color - Black)	2pos Maintained	Pls refer Ordering Sequence & Circuit Combination Table for exact Cat. Ref.	335	1
		2pos Spr Ret R>L		335	
		3pos Maintained		350	
		3pos Spr Ret L>C		350	
		3pos Spr Ret R>C		350	
		3pos Spr Ret L>C<R		350	
	Selector Knob or Lever Opaque	2pos Maintained		260	
		2pos Spr Ret R>L		260	
		3pos Maintained		275	
		3pos Spr Ret L>C		275	
		3pos Spr Ret R>C		275	
		3pos Spr Ret L>C<R		275	
	Selector Knob or Lever Illuminated •	2pos Maintained		290	
		2pos Spr Ret R>L		290	
		3pos Maintained		300	
		3pos Spr Ret L>C		315	
		3pos Spr Ret R>C		315	
		3pos Spr Ret L>C<R		315	

* Colour Code Table 1 # Voltage Code Table 2 @ For extended bulb version, use code HLSUTE#
 ■ Not suitable for illuminated push button types
 **Light Source Unit (LSU) needs to be ordered separately.
 ***LED indicating light (standard) 550VAC, Prices are available on request.

Push Button 22.5mm

BCH

Push Button - 22.5 mm



HSN Code : 8536



Description	Type	Cat. No.	MRP [₹]	Lot Size
Contact Block		1NO	HCB10	90
		1NC	HCB01	
	Early Make	1NO	HCB10EM	On request
	Late Break	1NC	HCB01LB	
		1NO+1NC	HCB11	150
		2NO	HCB20	

Ordering Sequence for Selector Operators

H	E				M
		A - Opaque ; B - Illuminated	Table 3 - Position/Cam	Table 4 - Type	Table 1 Color

HSN Code : 8538

Description	Type	Cat. No.	MRP [₹]	Lot Size
Spares & Accessories	Filament Bulb	Normal Bulb	9ED2#	50
	Filament Bulb	Extended Bulb	9ED3#	50
	Mounting Adaptor		HMR	50
	Lens for Indicating Lamp		H8ED1*	50
	Knob for Illum. Selector Actuator		H9ED1K*	50
	Lever for Illum. Selector Actuator		H9ED1L*	50
	Legend Plate with Std Inscription	Flush/Extended PB	8EA9 +	50
	Rubber Boot for IP66 Protection		HRB*	60
	Padlock to Prevent Operation		8EA1	80

SELECTION CRITERIA FOR

3 POSITION SELECTOR OPERATOR CAM:

Selector Operators with CAM1 :

- When the Selector operator lever / knob is moved to the left side, it operated the left side contact block.
- When the Selector operator lever / knob is moved to the right side, it operates the right side contact block.

Selector Operator with CAM2 :

- When the Selector operator lever / knob is moved to the left side, it operates the left side contact block.
- When the Selector operator lever / knob is moved to the right side, it operates **both the right side contact block and the left side contact blocks.**

* Color Code Table 1 # Voltage Code Table 2 + See Suffix code table on page 42

Suffix Code Tables

Table 1		
Applicable for	(*) Color	Code
Opaque, Illuminated	Red	R
Opaque, Illuminated	Yellow	Y
Opaque, Illuminated	Green	G
Opaque, Illuminated	Blue	L
Opaque	Black	B
Illuminated	Amber	A
Opaque	White	W
Illuminated	Clear	C

Table 3	
Selector Operator Version	Code
Sel. Lever 2 pos	8L
Sel. Key 2 pos	8Y
Sel. Knob 2 pos	8K
Sel. Lever 3 pos Cam1	6L
Sel. Key 3 pos Cam1	6Y
Sel. Knob 3 pos Cam1	6K
Sel. Lever 3 pos Cam2	7L
Sel. Key 3 pos Cam2	7Y
Sel. Knob 3 pos Cam2	7K

Table 4		
Applicable for	Type	Code
Selector Operator	Maintained in All Position	D
Selector Operator	Spring Return Right>Centre	R
Selector Operator	Spring Return Left>Centre	T
Selector Operator	Spr. Return Left>Centre<Right	S

Suffix Code Tables

Table 2		
Applicable for	(*) Voltage	Code
LSU, LED	6V AC/DC (DIRECT)	P4
LSU, LED	12V AC/DC (DIRECT)	S4
LSU, LED	24V AC/DC (DIRECT)	U4
LSU, LED	48V AC/DC (DIRECT)	W4
LSU, LED	60V AC/DC (DIRECT)	Y4
LSU	110V AC/DC (DIRECT)	A4
LSU	110V AC/DC (RESISTOR)	A4
LED	110/120V AC	E
LED	110/120V DC	E1
LED	220/240V AC	H
LED	220/240V DC	H1
LSU	110V/6V (TRANSFORMER)	AP
LSU	110V/24V (TRANSFORMER)	AU
LSU	240V/6V (TRANSFORMER)	KP
LSU	240V/24V (TRANSFORMER)	KU
LSU	415V/6V (TRANSFORMER)	MP
LSU	415V/24V (TRANSFORMER)	MU
LED	415V AC	M
LED	220/240V AC (DIODE+RESISTOR)	H

Note : Key type Sel Operator available in Opaque version & Black color only.

AC Solenoids & Brakes BCH

GST to be charged extra

AC Solenoid - Pull Type

HSN Code : 8505



Type	Suitable for	Stroke Length mm	Max. Pull at rated voltage Kg.	Cat. No.	List Price [₹]
B	S-42	25.0	1.25	SLB■	3830
D	S-51, S-71 S-52, S-72	31.4	6.75	SLD■ SLD2■	5655
E	S-250	40	10	SPSLEM	12415

* The standard coil voltages are 110, 220 & 415 V 50 Hz. AC



AC Solenoid Brake - Type S

GST to be charged extra

HSN Code : 8505

Type of Brake	Wheel dia.		Max. Torque		Duty	Brake		Drum	
	Inch	mm	Lb. ft.	Nm		Cat No.	List Price [₹]	Cat No.	List Price [₹]
S-4	4	101.6	10	13.6	Continuous	S-42■	10090	AC50D4	1720
S-5	5.5	139.7	25 35	34.0 48.0	Continuous Intermittent	S-51■ S-52■	14240	AC50D5	2375
S-7	7	177.8	50 75	68.0 102.0	Continuous Intermittent	S-71■ S-72■	16515	AC50D7	2730
S-250	9.84	250	109	147.0	Continuous	S-2501M	34920	AC50D25	5525

- The standard coils are 110, 220 & 415 V 50 Hz. AC

■ To complete Cat. No. suffix voltage code given below

- Brake drums are of standard specification

- For Intermittent duty (S-250 brake), please contact branch office

Range

- Solenoids:
 - Type : SLB - 25 mm stroke length
 - Type : SLD - 31.4 mm stroke length
- AC Brakes
 - 4" Dia
 - 5.5" Dia
 - 7" Dia
- Drums

Features

- Class F insulation of the coil
- Continuous & Intermittent duty
- Long life & ease of maintenance
- Ideally suited for applications such as :
 - Cranes
 - Hoists
 - Machines
 - Valves
 - Conveyers

AC Solenoid Brakes - Voltage Codes

Coil Voltage	110	220	415
AC	A	B	M

Spares For AC Solenoid Brake

GST to be charged extra

HSN Code : 8505

Description	Brake Size : 4"		Brake Size : 5.5"		Brake Size : 7.0"		Brake Size : 10"	
	Cat. No.	List Price [₹]	Cat. No.	List Price [₹]	Cat. No.	List Price [₹]	Cat. No.	List Price [₹]
Brake lining	SP50L1	1290	SP50L2	1915	SP50L3	2565	SP50L4	5025
Brake shoe Assembly*	SP50SA1	3595	SP50SA2	4635	SP50SA3	7645	SP50SA4	15400
Brake Coil -Continuous -Intermittent	SP50MC01	1855	SP50MC21■ SP50MC22■	3700	SP50MC21■ SP50MC22■	3700	SP50MC31■	9780

* Brake shoe assembly is with lining.

■ To Complete Cat. No. suffix voltage code is given in table, above.

***GST to be charged extra on all AC Brakes & Brake Spares**

DC Brakes BCH



- Shunt and Series type versions in sizes :
 - 8 Inch to 30 Inch
 - 160 mm to 800 mm
- Conforms to NEMA and AISE Standards
- Fail safe operation
- Unique design for maximum torque and minimum shoe wear
- Brakes equivalent to Russian 'TKT' design also available
- Resistance & rectifier Panel available with option of 'Fuse' or 'MCB' protection

Proven and time tested

New

Heavy duty encapsulated coil with class 'F' insulation

Optional Features

- Limit Switch Attachment
- Manual Release
- Residual magnetism adjustment

GST to be charged extra

HSN Code : 8505

DC Electromagnetic Brakes

Shunt Type		Torque		Resistance & Rectifier Panel (with fuse protection) ⁺			
Drum Size	Cat No.	Torque	List Price [₹]	Single Brake		2 Brakes Simult. Operation	
		KG-M		Cat No.	List Price [₹]	Cat No.	List Price [₹]
150mm	SMH150	8	43660	CACS1*MAE	46950	CACS2*MAE	65215
160mm	SMH160						
8"/200mm	SMH8	13.8	51395	CACA1*MAE	52335	CACJ2*MAE	67820
	SMH200	13.8					
10"/250mm	SMH10	27.7	63095	CACB1*MAE	55530	CACK2*MAE	76345
	SMH250	27.7					
13"/300mm	SMH13	76.0	103295	CACC1*MAE	59880	CACL2*MAE	88900
	SMH300	76.0					
16"/400mm	SMH16	138.8	166265	CACD1*MAE	68950	CACM2*MAE	96605
	SMH400	138.8					
19"/500mm	SMH19	277.0	265735	CACE1*MAE	83370	CACN2*MAE	122055
	SMH500	277.0					
23"/600mm	SMH23	555.0	424230	CACF1*MAE	107495	CACP2*MAE	154420
	SMH600	555.0					
30"/700mm	SMH30	1242.0	944715	CACG1*MAE	424385	-	-
	SMH700	1242.0					
800mm	SMH800	1242.0	1023555	CACG1*MAE	424385	-	-

* For control supply i.e. A=110 V, B=220 V, K =240V and M=415 V AC

1. DC Electromagnetic Brakes are suitable to operate on:
 - For AC Power - Resistance & Rectifier Panel
 - For DC Power - Series Resistance Box

+ For Panel with MCB protection use the suffix '- MCB'
eg. For 200mm single operation brake panel with MCB protection,
Cat code will be CACA1*MAE-MCB

Prices of 'Brakes with Asbestos free liners' available on request.

- All Brakes are Supplied for Continuous Duty
- Resistance & Rectifier Panel is supplied without transformer.
- Control Transformer (Optional) can be supplied at extra cost. Please add Rs. 5845/- per unit with the LP of Resistance & Rectifier Panel. Please add 'TR' with respective panel cat. ref. to obtain final cat. Code of such panel with control transformer.

***GST to be charged extra on all DC Brakes, Brake Spares, Resistance & Rectifier Panel & Resistance Boxes**

DC Brakes BCH

Resistance Boxes for DC Electromagnetic Brakes

GST to be charged extra

HSN Code : 8505

Suitable for Shunt Type		Permanent Series Resistance Box for 230 V DC Supply For Single Brake		Permanent Series Resistance Box for 230 V AC Supply For Single Brake		Permanent Economy Resistance Box for 415 V AC Supply For Single Brake		Permanent Economy Resistance Box for 415 V AC Supply For Double Brake	
Cat No.	Torque KGM	Cat No.	List Price [₹]	Cat No.	List Price [₹]	Cat No.	List Price [₹]	Cat No.	List Price [₹]
SMH150 / SMH160	8	CDCS101D	6080	CARS10KE	5560	CARS10ME	11225	CARS20ME	On request
SMH8 / SMH200	13.8	CDCA101D CDIA101D*	6315	CARA10KE	5745	CARA10ME	11225	CARA20ME	On request
SMH10 / SMH250	27.7	CDCB101D CDIB101D*	7490	CARB10KE	6615	CARB10ME	11225	CARB20ME	On request
SMH13 / SMH300	76.0	CDCC101D CDIC101D*	8645	CARC10KE	7850	CARC10ME	12850	CARC20ME	On request
SMH16 / SMH400	138.8	CDCD101D CDID101D*	9255	CARD10KE	8435	CARD10ME	14935	CARD20ME	On request
SMH19 / SMH500	277.0	CDCE101D CDIE101D*	9905	CARE10KE	9040	CARE10ME	16575	CARE20ME	On request
SMH23 / SMH600	555.0	CDCF101D CDIF101D*	11285	CARF10KE	10155	CARF10ME	17820	CARF20ME	On request
SMH30 / SMH700	1242.0	CDCG101D CDIG101D*	27335	-	-	CARG10ME	30745	-	-
SMH800	1242.0	CDIG101D*	27335	-	-	CARG10ME	30745	-	-

1. DC Electromagnetic Brakes are suitable to operate on:
For AC Power - Resistance & Rectifier Panel
For DC Power - Series Resistance Box

- All Brakes are Supplied for Continuous Duty
* These cat. references are meant for intermittent duty

***GST to be charged extra on all DC Brakes, Brake Spares, Resistance & Rectifier Panel & Resistance Boxes.**

DC Brakes BCH

GST to be charged extra

Series Type - DC Electromagnetic Brakes

HSN Code : 8505

Brake Size	Motor Frame No. (Max.)	Half Hour Rating			One Hour Rating			List Price [₹]
		Torque KGM	Max. FLC (A)	Cat. No.	Torque KGM	Max. FLC (A)	Cat. No.	
8"/200mm	402,802A	13.8	29	SME8H1 SME200H1	8.97	21	SME801 SME20001	105885
	403, 602, 802B		44	SME8H2 SME200H2		31	SME802 SME20002	On request
10"/250mm	404,603,802C,	27.7	57	SME10H1 SME250H1	18.0	40	SME1001 SME25001	151070
	406,604,803		77	SME10H2 SME250H2		57	SME1002 SME25002	On request
13"/300mm	408,606,804	76.0	126	SME13H1 SME300H1	49.4	95	SME1301 SME30001	204680
	410,608,806		176	SME13H2 SME300H2		132	SME1302 SME30002	On request
16"/400mm	412,610,808	138.8	245	SME16H1 SME400H1	90.2	185	SME1601 SME40001	320330
19"/500mm	414,612,810	277.0	368	SME19H1 SME500H1	180.0	272	SME1901 SME50001	492105
	416,614,812		500	SME19H2 SME500H2		360	SME1902 SME50002	On request
23"/600mm	418,616,814	555.0	740	SME23H1 SME600H1	361.0	540	SME2301 SME60001	796175
	618,816		960	SME23H2 SME600H2		730	SME2302 SME60002	On request

- During ordering, besides brake drum dia, please confirm duty rating, current rating & motor frame Nos.
- Above current ratings are for 230 V DC Series Motors.
- To convert KGM to LB.FT. multiply by 7.25

***GST to be charged extra on all DC Brakes, Brake Spares, Resistance & Rectifier Panel & Resistance Boxes.**

GST to be charged extra

Series & Accessories - DC Electromagnetic Brakes

HSN Code : 8505

Description	150/160mm		8"/200mm		10"/250mm		13"/300mm	
	Cat No.	List Price [₹]	Cat No.	List Price [₹]	Cat No.	List Price [₹]	Cat No.	List Price [₹]
 Coil Shunt	9GDS01	29755	9GDA01	32420	9GDB01	38565	9GDC01	62205
 Coil Series for inch for mm	-	-	9GDA02/ 9GDA03	78395	9GDB02/ 9GDB03	122880	9GDC02/ 9GDC03	158915
 Torque Adj. Screw Assembly	9GDS04	2830	9GDA04	2955	9GDB04	2955	9GDC04	5145
 Torque Spring	9GDS05	7710	9GDA05	8055	9GDB05	9510	9GDC05	15405
 Wedge Assembly with Bolt, Spring and Washers for inch/mm	9GDS20/ 9GDS22	1095	9GDA20/ 9GDA22	1255	9GDB20/ 9GDB22	1460	9GDC20/ 9GDC22	2230
 Pin set for Lever & Armature Consisting of a) Pin Lever 2 Nos. b) Pin armature 2 Nos.	9GDS06	3885	9GDA06	4075	9GDB06	4075	9GDC06 9GDC06-2#	5145
 Coller Set of Lever & Armature Consisting of a) Coller Lever 4 Nos. a) Coller Armature 4 Nos.	9GDS07	3885	9GDA07	4075	9GDB07	4075	9GDC07	4885
 Bush Set for Lever & Armature Consisting of a) Bush Lever 4 Nos. a) Bush Armature 4 Nos.	9GDS08	7710	9GDA08	8085	9GDB08	8085	9GDC08	8810
 Pull Rod Assembly with nuts, spring & washer	9GDS29	3150	9GDA29	3300	9GDB29	4075	9GDC29	6270
 Grease Nipple (1 set consist 8 Nos.)	9GDS09	1095	9GDA09	1165	9GDB09	1165	9GDC09	1170
 * Shoe Assembly with Clamp & Bolts (1 set consist 2 Nos.) for inch/mm	9GDS10/ 9GDS11	8030	9GDA10/ 9GDA11	7995	9GDB10/ 9GDB11	9920	9GDC10/ 9GDC11	15405
 * Shoe Lining without Bolts for inch for mm (1 set consist 2 Nos.)	9GDS12/ 9GDS13	2715	9GDA12/ 9GDA13	2830	9GDB12/ 9GDB13	3560	9GDC12/ 9GDC13	5145
 * Shoe Lining with Bolts for inch for mm (1 set consist 2 Nos.)	9GDS23/ 9GDS26	3675	9GDA23/ 9GDA26	4075	9GDB23/ 9GDB26	5145	9GDC23/ 9GDC26	7350
 Dust Cover (made of jeans cloth & painted with fire retardent al. paint).	-	-	9GDA30	4535	9GDB30	4535	9GDC30	5400
 mm Size Cast Steel Drum without Hard Chrome Plaiting	9GDS14	8775	9GDA14	9660	9GDB14	14870	9GDC14	25065
 mm Size Cast Steel Drum with Hard Chrome Plaiting	9GDS14P	11855	9GDA14P	13825	9GDB14P	21590	9GDC14P	36320
 Cast Steel Drum without Hard Chrome Plaiting* for inch	-	-	9GDA15	10015	9GDB15	15415	9GDC15	26065
 Cast Steel Drum with Hard Chrome Plaiting* for inch	-	-	9GDA15P	14375	9GDB15P	21820	9GDC15P	37800

* For brakes manufactured upto September 07. # For brakes manufactured after September 07 (pins are different).

* Prices of 'Asbestos free' Shoe Assembly / Shoe Lining without Bolt / Shoe Lining with Bolt available on request.



















***GST to be charged extra on all DC Brakes, Brake Spares, Resistance & Rectifier Panel & Resistance Boxes.**

DC Brakes..... BCH

GST to be charged extra

Spares & Accessories - DC Brakes

HSN Code : 8505

Description	16"/400 mm		19"/500 mm		23"/600 mm		30"/700 mm/800mm	
	Cat No.	List Price [₹]	Cat No.	List Price [₹]	Cat No.	List Price [₹]	Cat No.	List Price [₹]
 Coil Shunt	9GDD01	94185	9GDE01	130575	9GDF01	208660	9GDG01	465300
 Coil Series for inch for mm	9GDD02 9GDD03	233815	9GDE02 9GDE03	304990	9GDF02 9GDF03	471460	-	-
 Torque Adj. Screw Assembly	9GDD04	7690	9GDE04	10965	9GDF04	17525	9GDG04	36720
 Torque Spring	9GDD05	23675	9GDE05	32760	9GDF05	54245	9GDG05	116430
 Wedge Assembly with Bolt, for inch for mm	9GDD20/ 9GDD22	2955	9GDE20/ 9GDE22	4435	9GDF20/ 9GDF22	6960	9GDG20/ 9GDG22	15425
 Pin set for Lever & Armature Consisting of a) Pin Lever 2 Nos. for inch for mm b) Pin Armature 2 Nos.	9GDD06* 9GDD06-2#	6270	9GDE06* 9GDE06-2#	6270	9GDF06* 9GDF06-2#	8810	9GDG06 ⁺⁺	26680
 Coller Set of Lever & Armature Consisting of a) Coller Lever 4 Nos. b) Coller Armature 4 Nos.	9GDD07	4885	9GDE07	4795	9GDF07	5995	9GDG07 ⁺	9840
 Bush Set for Lever & Armature Consisting of a) Bush Lever 4 Nos. b) Bush Armature 4 Nos.	9GDD08	9015	9GDE08	9445	9GDF08	12090	9GDG08 ⁺⁺	21505
 Pull Rod Assembly with nuts, spring & washer	9GDD29	9510	9GDE29	13160	9GDF29	17685	9GDG29	46275
 Grease Nipple (1 set consist 8 Nos.)	9GDD09	1195	9GDE09	2065	9GDF09	2065	9GDG09	2275
 Shoe Assembly with Clamp & Bolts for inch for mm (1 set consist 2 Nos.)	9GDD10/ 9GDD11	23710	9GDE10/ 9GDE11	32805	9GDF10/ 9GDF11	52445	9GDG10/ 9GDG11 9GDG11A ⁺⁺⁺	116430 121715
 Shoe Lining without Bolts for inch for mm (1 set consist 2 Nos.)	9GDD12/ 9GDD13	8065	9GDE12/ 9GDE13	13160	9GDF12/ 9GDF13	19470	9GDG12/ 9GDG13 9GDG13A ⁺⁺⁺	36800 38585
 Shoe Lining with Bolts for inch for mm (1 set consist 2 Nos.)	9GDD23/ 9GDD26	9920	9GDE23/ 9GDE26	16415	9GDF23/ 9GDF26	25505	9GDG23/ 9GDG26 9GDG26A ⁺⁺⁺	45515 49440
 Dust Cover (made of jeans cloth & painted with fire reterdent al. paint).	9GDD30	5840	9GDE30	7225	9GDF30	7580	-	-
 mm Size Cast Steel Drum without Hard Chrome Plaiting	9GDD14	31335	9GDE14	50325	9GDF14	70960	-	-
 mm Size Cast Steel Drum with Hard Chrome Plaiting	9GDD14P	46660	9GDE14P	73510	9GDF14P	108555	-	-
 Cast Steel Drum without Hard Chrome Plaiting* for inch	9GDD15	32680	9GDE15	52680	9GDF15	72905	-	-
 Cast Steel Drum with Hard Chrome Plaiting* for inch	9GDD15P	48765	9GDE15P	77070	9GDF15P	113760	9GDG15P	192740

* For brakes manufactured upto September 07. # For brakes manufactured after September 07 (pins are different).

+ Consist of strap, Brass Shim & spring Plate ++ Only for Armature +++ Suitable for 800mm

***GST to be charged extra on all DC Brakes, Brake Spares, Resistance & Rectifier Panel & Resistance Boxes.**

Spares - DC Brakes BCH

GST to be charged extra

Spare Selenium Type Bridge Rectifiers

HSN Code : 8505

Rectifier Code / Part No.	Recommended to operate brake at 415V AC		Qty. per set	List Price [₹]
	Individual	Simultaneous		
9GDX01	1x8"/200mm	-	2	9145
9GDX02	1x10"/250mm	2x8"/200mm	2	14260
9GDX03	1x13"/300mm 1x16"/400mm	2x10"/250mm	2	19315
9GDX04	1x19"/500mm	2x13"/300mm 2x16"/400mm	2	25505
9GDX05	1x23"/600mm	2x19"/500mm	2	36380
9GDX06	-	2x23"/600mm	2	72800
9GDX07	1x30"/700 & 800mm	-	2	100940

GST to be charged extra

Spare Resistances

HSN Code : 8505

Used in resistance and rectifier panels	Cat. No.	Ohms	Watts	List Price [₹]
CACA1*, CACB1*, CACC1*, CACD1*, CACJ2*	9GDX32	32	200	1690
CACA1*, CACB1*, CACC1*, CACF1*, CACG1*, CACL2*, CACP2*, CACJ2*	9GDX42	42	200	
CACS2*	9GDX47	47	200	
CACB1*, CACE1*, CACF1*, CACG1*, CACJ2*, CACK2*, CACM2*, CACN2*	9GDX52	52	200	
CACS1*	9GDX64	64	100	
CACA1*, CACB1*, CACD1*, CACE1*, CACF1*, CACG1*, CACJ2*, CACK2*, CACM2*, CACN2*, CACP2*	9GDX80	80	200	
CACA1*, CACD1*, CACK2*, CACL2*	9GDX112	112	200	
CACS1*, CACS2*	9GDX112A	112	125	

GST to be charged extra

Optional Features - DC Brakes

HSN Code : 8505

Brakes Size		Manual Release List Price [₹]	Residual Magnetism Adjustment List Price [₹]	Limit Switch Attachment List Price [₹]	
Inch	mm			1NO+1NC (LSA)	2NO+2NC (LSA-2)
8	150/160/200	3775	7290	7685	
10	250	3775			
13	300	5175			
16	400	5550			
19	500	8550			
23	600	12085			

Note : Suffix following codes to complete brakes code with optional features.

- MR = For Manual Release
- RM = For Residual Magnetism
- LS = For Limit Switch (1NO+1NC)
- LS-1 = For Limit Switch (2NO+2NC)
- RR = For Manual Release + Residual Magnetism
- RL = Residual Magnetism + Limit Switch
- ML = For Manual Release + Limit Switch
- RS = For Manual Release + Residual Magnetism + Limit Switch

To order Spare Limit Switch assembly, cat codes are:

- LSA = Limit Switch with fitting Arrangement (1NO + 1NC)
- LSA-2 = Limit Switch (2NO + 2NC) with fitting Arrangement

***GST to be charged extra on all DC Brakes, Brake Spares, Resistance & Rectifier Panel & Resistance Boxes.**

Plugs & Sockets BCH



Metal Clad - Plugs & Sockets Type 'MP' & 'MS'

HSN Code : 8536

Rating	Pins	Type	Cat No.	MRP [₹]
20A, 250V	2P + E	Plug	MP20	205
		Socket	Ms20	230
30A, 440V	3P + E	Plug	MP30	495
		Socket	Ms30	510



Plastic Plugs & Socket Type 'PS'

HSN Code : 8536

Rating	Pins	Type	Cat No.	MRP [₹]
20A, 250V	3	Plug	PS16AA7	225
		Flush Mounting Socket	PS16BA7	325
		Socket with Wall Mounting Box	PS16DA7	400
20A, 415V	4	Plug	PS16AA1	275
		Flush Mounting Socket	PS16BA1	425
		Socket with Wall Mounting Box	PS16DA1	495
32A, 415V	3	Plug	PS32AA7	505
		Socket	PS32BA7	505
	4	Plug	PS32AA1	535
		Socket	PS32BA1	535
	5	Plug	PS32AA5	565
		Socket	PS32BA5	565

- Self Locking design : Extremely safe
- Plug cannot be pulled out in fully engaged position
- Auto closing socket shutter
- Reliable Earthing
- Shrouded Terminals for safety

Heavy duty Metal-Control 'SS'



Heavy Duty Metal - Control Plugs & Sockets Type 'SS'

HSN Code : 8536

Rating	Pins	Type	Cat No.	MRP [₹]
12A, 415V (Control)	12	Panel Mounting Socket	2499/12	1530
		Plug with inclined Handle	299/12B	1350

Heavy duty Metal-Power 'SS'



Heavy Duty Metal - Power Plugs & Sockets Type 'SS'

HSN Code : 8536

Rating	Pins	Type	Cat No.	MRP [₹]
30A, 415V	3	Panel Mounting Socket	2415B	730
		Plug with inclined Handle	215B	730
30A, 415V	4	Panel Mounting Socket	2413B	760
		Plug with inclined Handle	213B	760
30A, 415V	5	Panel Mounting Socket	2417B	795
		Plug with inclined Handle	217B	795

Note : *Loose Conduit Box Straight (Cat. No. 9J101) MRP - Rs. 265/- each
 *Spare Handle Inclined (Cat. No. 9J108) MRP -Rs. 130/- each.

HSN Code : 8538

Plugs & Sockets BCH

Heavy Duty Metal Plug & Sockets Type 'DS' - 5 Pin (with Integral Switching Device)

HSN Code : 8536

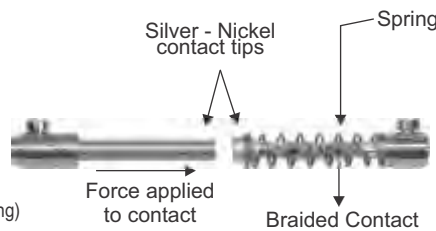
Rating	Pins	Type	Cat No.	MRP [₹]
16A, 415V	5	Plug	DS1A7A1	1130
		Socket	DS1B7A1	1405
		Handle Assembly	SP91PH	205
32A, 415V	5	Plug	DS3A7A1	1925
		Socket	DS3B7A1	2400
		Handle Assembly	SP93PH	215
63A, 415V	5	Plug	DS6A7A1	3070
		Socket	DS6B7A1	4000
		Handle Assembly	SP96PH	305
125A, 415V	5	Plug	DS9A7A1	8950
		Socket	DS9B7A1	12540
		Conduit Box	SP99WB	6465
		Handle Assembly	SP99PH	800

Note : Power Receptacles with or without SFU/SDFU/MCB/MCCB having loop-in / loop-out facility is available on request.



- Range from 16A to 125 A
- 5 Pin configuration (3P+N+E)
- Plug cannot come out in ON condition (Integral Interlocking)

- Spring loaded Butt type contacts
- Self aligning and self wiping



Quick Disconnect



*Sparkless
Butt type contact*



- Self aligning self wiping
- Spring loaded for consistent pressure
- Silver nickle material for extremely low temperature rise

Safety Disk



No access to live parts

Vibration proof termination



Plug & Socket Box BCH

Metal Clad - Plug & Socket Box Type 'MPSEU'

HSN Code : 8536

Rating	Pins	Mounting	Type	Cat No.	MRP [₹]
20A, 250V	2P + E	Universal	Plug & Socket Box - SP-MCB Cutout	MPSEU201	1010
20A, 250V	2P + E	Universal	Plug & Socket Box - DP-MCB Cutout	MPSEU202	1010
30A, 440V	3P + E	Universal	Plug & Socket Box - TPN-MCB Cutout	MPSEU301	2550



Plastic - Plug & Socket Box Type 'PSEU / PSEF'

HSN Code : 8536



Rating	Pins	Mounting	Type	Cat No.	MRP [₹]
20A, 250V	3	Universal	Plug & Socket Box with SP MCB Cutout	PSEU201	1190
			Plug & Socket Box with DP-MCB Cutout	PSEU202	1220
		Flush	Plug & Socket Box with SP MCB Cutout	PSEF201	1190
			Plug & Socket Box with DP-MCB Cutout	PSEF202	1220
32A, 415V	4	Universal	Plug & Socket Box with 4P MCB Cutout	PSEU324	2645
			Plug & Socket Box with 4P MCB Cutout	PSEU325	2700
	5	Flush	Plug & Socket Box with 4P MCB Cutout	PSEF324	2645
			Plug & Socket Box with 4P MCB Cutout	PSEF325	2700

Heavy Duty Metal - Plug & Socket Box Type 'SSEU'

HSN Code : 8536

Rating	Pins	Mounting	Type	Cat No.	MRP [₹]
30A, 415V	3	Universal	Plug & Socket Box with SP MCB Cutout	SSEU303-MCB1P	2990
			Plug & Socket Box with DP MCB Cutout	SSEU303	2990
	4	Universal	Plug & Socket Box with 4P MCB Cutout	SSEU304	3065
			Plug & Socket Box with 4P MCB Cutout	SSEU305	3135

Stainless Steel Cover Plug & Socket Box Type 'PSEU-SSC'/SSEU-SSC'

HSN Code : 8536

Rating	Pins	Mounting	Type	Cat No.	MRP [₹]
20A, 250V	3	Universal	P&S Box with 'PS' P&S and SP MCB Cutout	PSEU201-SSC	1525
	5		P&S Box with 'PS' P&S and 4P MCB Cutout	PSEU325-SSC	3090
30A, 415V	3	Universal	Plug & Socket Box with SP MCB Cutout	SSEU303-SSC-MCB1P	3435
			Plug & Socket Box with DP MCB Cutout	SSEU303-SSC	3435
	4	Universal	Plug & Socket Box with 4P MCB Cutout	SSEU304-SSC	3515
	5	Universal	Plug & Socket Box with 3P MCB Cutout	SSEU305-SSC-MCB3P	3585
			Plug & Socket Box with 4P MCB Cutout	SSEU305-SSC	3585

Pneumatic Timer



Timer for Railway Application



- 30 sec / 60 sec/180 sec
- AC and DC Supply
- 1 NO+1NC / 2 NO+2NC Contact Blocks
- Completely enclosed timing head ensures excellent timings in adverse environmental conditions
- Encapsulated coil for better resistance against moisture and corrosion
- Completely maintainable i.e Coil , Contact blocks and Timing head can be replaced
- Special timer for Railway application



Pneumatic Timers Time Delay Relay-Electro Pneumatic

HSN Code : 9107

Type	Time Range (Secs.)	Contact Configuration		Cat No.	MRP [₹]	
		Time Block	Instantaneous Block		AC	DC
PN	0.05 - 30 Sec	1NO + 1NC	-	KRTPN10-0	3755	5630
	0.05 - 60 Sec	1NO + 1NC	-	KRTPN10-1	3885	5945
	0.05 - 180 Sec	1NO + 1NC	-	KRTPN10-3	4390	6485
	0.05 - 30 Sec	2NO + 2NC	-	KRTPN20-0	4220	6030
	0.05 - 60 Sec	2NO + 2NC	-	KRTPN20-1	4315	6100
	0.05 - 180 Sec	2NO + 2NC	-	KRTPN20-3	4635	6555
PNI	0.05 - 30 Sec	1NO + 1NC	1NO + 1NC	KRTPN11-0	4580	6560
	0.05 - 60 Sec	1NO + 1NC	1NO + 1NC	KRTPN11-1	5200	7160
	0.05 - 180 Sec	1NO + 1NC	1NO + 1NC	KRTPN11-3	5685	7250
	0.05 - 30 Sec	2NO + 2NC	2NO + 2NC	KRTPN22-0	5745	7485
	0.05 - 60 Sec	2NO + 2NC	2NO + 2NC	KRTPN22-1	5805	7875
	0.05 - 180 Sec	2NO + 2NC	2NO + 2NC	KRTPN22-3	6220	8330
Type	Time Range (Secs.)	On-Delay Block	Of-Delay Block	Cat No.	AC	DC
PCN	0.05 - 30 Sec	1NO + 1NC	1NO + 1NC	KRTPCN11-0	6205	8310
	0.05 - 60 Sec	1NO + 1NC	1NO + 1NC	KRTPCN11-1	6520	8380
	0.05 - 180 Sec	1NO + 1NC	1NO + 1NC	KRTPCN11-3	7400	9260
	0.05 - 30 Sec	2NO + 2NC	2NO + 2NC	KRTPCN22-0	6980	9120
	0.05 - 60 Sec	2NO + 2NC	2NO + 2NC	KRTPCN22-1	7310	9230
	0.05 - 180 Sec	2NO + 2NC	2NO + 2NC	KRTPCN22-3	8245	10065

PN, PNI Time Delay Relay will be supplied only as on-delay

■ To complete Cat. No. Suffix Voltage code from Table

Timer for Railway Application

HSN Code : 9107

Type	Time (Secs.)	Contact Configuration		Cat No.	MRP [₹]	
		Time Block	Instantaneous Block		AC	DC
PN	120	2NO + 2NC	-	KRTPN20A-2R	4520	-
	150	2NO + 2NC	-	KRTPN20A-3R	On request	-

Accessories for Time Delay Relay HSN Code : 9107

Description	Cat. No.	MRP [₹]	Lot Size
Contact Block			
1NO+1NC Timed	SP20S3+	855	1
2NO+2NC Timed	SP20S4+	1120	
1NO+1NC Inst.	SP20S5+	855	
2NO+2NC Inst.	SP20S6+	1120	
Magnet Coil			
AC-PN Relays	SP20MC ■	1060	1
AC-PNI & PCN Relays	SP20MC1 ■	1060	
DC Relays	SP20MC2 ■	3445	
Return Spring*			
(PNI & PCN)	SP20RS	200	1
Coil Clip*	SP20CC	320	
Magnet frame assembly without coil	SP20 MA/MA1	1755	1
Knob assembly	SP20KA	55	10

- + These are supplied with plastic cover
- * For DC Timers only
- To complete suffix voltage code refer to the table

- High Repeat Accuracy
- Operating Temperature - 40° to +65°
- Mechanical and Electrical Life - 10 million operations

Voltage Suffix Code

Coil Voltage	24	110	220	240	415
AC Suffix Code*	*	A	B	K	M
DC Suffix Code	U1	*	B1	K1	-

* KRTPN timers with 24V AC, 110V DC & 550V AC coil voltage, Prices available on request

Motor Starters BCH

Direct On Line Starters



- DOL upto 40 HP
- Heavy duty 4 Pole Contactor
- Wide Band Coil Voltages (190-400V, 230-420V, 220-240V, 380-415V)
- Encapsulated & Hermetically sealed coil
- Easy inspection & maintenance

Auto Start Direct on line Starters

- Automatically starts the Motor when the power comes back
- Upto 24 A relay rating
- Time delay before restart to settle power supply fluctuations
- Monitors power supply condition before restarting
- Protection against single phasing, phase imbalance & phase reversal



Star Delta Starters



- Semi Automatic upto 40 HP
- Fully Automatic upto 375 HP
- Wide Band Coil Voltages (230-360V, 260-400V, 380-415V)
- Single Phase & Overload Protection

Mini Manual Starters

- Range : 3 - Ph : upto to 10 HP
 : 1 - Ph : upto 4 HP
- Proven time tested product
- Flush and base mounting



Mini Manual with UVT coil



- Automatic Version of Mini Manual Starter
- Prevents motor from restarting when power comes back
- Trips the starter automatically in low voltage conditions

Manual Star Delta Starters

- Contactor based superior design with 25 A heavy duty switch
- Momentary Star position ensures perfect transition
- Ideal for Oil Mills, Flour Mills and agro industries



Motor Starters - Shakti BCH

Shakti WP DOL Starter (190-400V AC Coil)


HSN CODE : 8536



Cat Code	Overload Relay Range (A)	Contactor Type	Contactor rating	MRP [₹]	Cat Code (Open Execution)	MRP [₹]	
SAWPGZA	2.4 - 3.8	Shakti	12 A	2485	-	-	
SAWPHZA	3.8 - 6.0						
SAWPJZA	6.0 - 9.3						
SAWPGZ	2.4 - 3.8		20 A	2520	2480	SAWPGZI	2640
SAWPHZ	3.8 - 6.0					SAWPHZI	
SAWPJZ	6.0 - 9.3					SAWPJZI	
SAWPKZ	8.9 - 13.5					SAWPKZI	
SAWPLZ	13.2 - 20.0				2680	SAWPLZI	2640
SAWPMZ	17.4 - 24.0				2815	SAWPMZI	2775

Shakti WP DOL Starter (Big Enclosure + TB)

HSN CODE : 8536



Cat Code	Overload Relay Range (A)	Contactor Type	Contactor rating	MRP [₹]
SAWPKZ-BT	8.9 - 13.5	Shakti	20 A	3240
SAWPLZ-BT	13.2 - 20.0			3405
SAWPMZ-BT	17.4 - 24.0			3580

Shakti DOL Starter (190-400V AC Coil)

HSN CODE : 8536



Cat Code	Overload Relay Range (A)	Contactor Type	Contactor rating	MRP [₹]	Cat Code (Open Execution)	MRP [₹]
SAGZ	2.4 - 3.8	Shakti	20 A	2685	SAGZI	2645
SAHZ	3.8 - 6.0				SAHZI	
SAJZ	6.0 - 9.3				SAJZI	
SAKZ	8.9 - 13.5				SAKZI	
SALZ	13.2 - 20.0			2930	SALZI	2890
SAMZ	17.4 - 24.0			3045	SAMZI	3005

Shakti Semi Automatic Star Delta Starter with 260-400V AC Coil

HSN CODE : 8536



Cat Code	Overload Relay Range (A)	Contactor Type	Contactor rating	MRP [₹]
SASSGLEG	2.4 - 3.8	Shakti	16 A	8670
SASSHLEG	3.8 - 6.0			
SASSJLEG	6.0 - 9.3			
SASSKLEG	8.9 - 13.5			
SASSKLEG/LOR	13.2 - 20.0			8840
SASSKLEG-M	17.4 - 24.0			9135

For 380 - 415 V Coil Voltage replace Suffix 'G' by 'N'

For other Coil Voltages, kindly refer "Coil Voltage Master Table" at page 68

Motor Starters - Shakti..... BCH

Shakti Fully Automatic Star Delta Starter with 260-400V AC Coil & Electronic Timer

HSN CODE : 8536



Cat Code	Overload Relay Range (A)	Contactor Type	Contactor rating	MRP [₹]
SASAGLEG	2.4 - 3.8	Shakti	16 A	9505
SASAHLEG	3.8 - 6.0			
SASAJLEG	6.0 - 9.3			
SASAKLEG	8.9 - 13.5			
SASAKLEG/LOR	13.2 - 20.0			9670
SASAKLEG/MOR	17.4 - 24.0			9945


For 380 - 415 V Coil Voltage replace Suffix 'G' by 'N'

Shakti Auto-Start DOL Starter (With 5-Sec delay Auto Switch)

HSN CODE : 8536



3 Position Selection (Maunal - Manual SPP - Auto)	Description			MRP [₹]
Cat Code	Overload Relay Range (A)	Contactor Type	Contactor rating	
ASXGZ	2.4 - 3.8	Shakti	20 A	4300
ASXHZ	3.8 - 6.0			
ASXJZ	6.0 - 9.3			
ASXKZ	8.9 - 13.5			
ASXLZ	13.2 - 20.0			4510
ASXMZ	17.4 - 24.0			4770



Shakti DOL Submersible Pump Starter (with Auto Switch)

HSN CODE : 8536



3 Position Selection (Maunal - Manual SPP - Auto)	Description			MRP [₹]
Cat Code	Overload Relay Range (A)	Contactor Type	Contactor Rating	
CPEYSAGZ	2.4 - 3.8	Shakti	20 A	7670
CPEYSAHZ	3.8 - 6.0			
CPEYSAJZ	6.0 - 9.3			
CPEYSAKZ	8.9 - 13.5			
CPEYSALZ	13.2 - 20.0			8335
CPEYSAMZ	17.4 - 24.0			8770

For 380 - 415 V coil voltage replace suffix "Z" with "N" in the Cat. Code

For Auto switch with 5 min time delay option, kindly contact nearest sales office

For other Coil Voltages, kindly refer "Coil Voltage Master Table" at page 68

Motor Starters - CitationBCH

Citation DOL Motor Starter

HSN CODE : 8536



Cat Code	HP / KW at 3Ø, 415V, 50Hz	Overload Relay Range (A)	Contactor Type	Contactor Rating	MRP [₹]	Cat Code (Open Execution)	MRP [₹]
NADLEN	0.5 / 0.37	0.72 - 1.14	C00N	16 A	3580	NADLENI	3530
NAELEN	0.75 / 0.55	1.07 - 1.70				NAELENI	
NAFLEN	1 / 0.75	1.58 - 2.50				NAFLENI	
NAGLEN	2 / 1.5	2.4 - 3.8				NAGLENI	
NAHLEN	3 / 2.2	3.8 - 6.0				NAHLENI	
NAJLEN	5 / 3.7	6.0 - 9.3				NAJLENI	
NAKLEN	7.5 / 5.5	8.9 - 13.5				NAKLENI	
NALLEN	10 / 7.5	13.2 - 20.0			NALLENI	3745	
NALLEN/MOR	12.5 / 10	17.4 - 24.0	CP20	20 A	4550	NALLENI/MOR	4500

Citation DOL Motor Starter

(A) with NHD Contactor

HSN CODE : 8536



Cat Code	HP / KW at 3Ø, 415V, 50Hz	Overload Relay Range (A)	Contactor Type	Contactor Rating	MRP [₹]
NAMLEN	15 / 11	17.4 - 24.0	N0N	25A	6005
NAMLEN/NOR	15 / 11	22.0 - 30.0	N0N	25A	6540
NAPLEN/MOR	15 / 11	17.4 - 24.0	N01N	32A	8120
NAPLEN	20 / 15	23.0 - 32.0	N01N	32A	8460
NANLEN	20 / 15	22.0 - 30.0	N1N	40A	9355
NAQLEN	25 / 18.5	26.0 - 40.0	N1N	40A	9495
NACT1LEN	25 / 18.5	24.4 - 39.0	N1N	40A	14355


(B) 30 & 40HP DOL Starter

Cat Code	HP / KW at 3Ø, 415V, 50Hz	Overload Relay Range (A)	Contactor Type	Contactor Rating	MRP [₹]
CEHFRGDM*	30 / 22	36.0 - 52.0	Freedom	50A	15370
NACT2LEDM	30 / 22	37.6 - 60.0	Citation D	40A	18570
NACT2LEEM	40 / 30	37.6 - 60.0	Citation E	70A	23270

*CEHFRGDM consist Freedom Contactor and Freedom OLR

Citation Semi Automatic Star Delta Starter with NHD Contactor

HSN CODE : 8536




Cat Code	HP / KW at 3Ø, 415V, 50Hz	Overload Relay Range (A)	Contactor Type	Contactor Rating	MRP [₹]
NASSHLEN	5 / 3.7	3.8 - 6.0	C00N	16A	9200
NASSJLEN	10 / 7.5	6.0 - 9.3			
NASSKLEN	15 / 11	8.9 - 13.5			
NASSKLEN/LOR	15 / 11	13.2 - 20.0			
NASSLLEN	20 / 15	13.2 - 20.0	N0N	25A	13970
NASSMLEN	25 / 18.5	17.4 - 24.0			14055
NASSPLEN	25 / 18.5	23.0 - 32.0			14995
NASS01PLEN	35 / 26	23.0 - 32.0	N01N	32A	17325
NASS01QLEN	35 / 26	26.0 - 40.0	N01N	32A	17480
NASSNLEN	35 / 26	22.0 - 30.0	N1N	40A	24665
NASS01CT1LEN	40/30	24.4 - 39.0	N01N	32A	26015
NASSFRGCLEC4M	40/30	29.0 - 42.0 (FR)	C4	32A	27540

Motor Starters - Citation BCH

Citation Fully Automatic Star Delta Starter with NHD Contactor & Pneumatic Timers

HSN CODE : 8536



Cat Code	HP / KW at 3Ø, 415V, 50Hz	Overload Relay Range (A)	Contactor Type	Contactor Rating	MRP [₹]
NASAGLEN	3 / 2.2	2.4 - 3.8	C00N	16A	13040
NASAHLEN	5 / 3.7	3.8 - 6.0			
NASAJLEN	10 / 7.5	6.0 - 9.3			
NASAKLEN	15 / 11	8.9 - 13.5			
NASAKLEN/LOR	15 / 11	13.2 - 20.0			13220
NASALLEN	20 / 15	13.2 - 20.0	N0N	25A	15930
NASAMLEN	25 / 18.5	17.4 - 24.0			16015
NASAPLEN	30 / 22	23.0 - 32.0			16680
NASA01PLEN	35 / 26	23.0 - 32.0	N01N	32A	19960
NASANLEN	35 / 26	22.0 - 30.0	N1N	40A	27995
NASAQLEN	40 / 30	26.0 - 40.0			28155
NASACT1LEN	40 / 30	24.4 - 39.0			32650

Citation Fully Automatic Star Delta Starter with Citation M Contactor & Pneumatic Timers


HSN CODE : 8536



Cat Code	HP / KW at 3Ø, 415V, 50Hz	Overload Relay Range (A)	Contactor Type	Contactor Rating	MRP [₹]
NASACT1LEDM	40 / 30	24.4 - 39.0	D	40A	39545
NASACT2LEDM	50 / 37	37.6 - 60.0			40175
NASACT2LEEM	75 / 55	37.6 - 60.0	E	70A	68685
NASACT3LEEM	85 / 65	56.4 - 90.0			73055
NASACT3LEC5M	100 / 75	56.4 - 90.0	M-5	110A	94190
NASACT4LEC5M	135 / 100	84.6 - 135.0			96300
NASACT4LENM	150 / 110	84.6 - 135.0	N	140A	122020
NASACT5LEC6M	250 / 185	131.6 - 210.0	S	300A	181275
NASACT6LEC6M	375 / 280	188.0 - 300.0			205065

DOL Reversing Starter

HSN CODE : 8536



Cat Code	HP / KW at 3Ø, 415V, 50Hz	Overload Relay Range (A)	Contactor Type	Contactor Rating	MRP [₹]
NARFLEN	1/0.75	1.58 - 2.50	C00N	16 A	9030
NARGLEN	2/1.5	2.4 - 3.8			
NARHLEN	3/2.2	3.8 - 6.0			
NARJLEN	5/3.7	6.0 - 9.3			
NARKLEN	7.5/5.5	8.9 - 13.5			
NARLLEN	10/7.5	13.2 - 20.0	N0N	25 A	11565
NARMLLEN	15/11	17.4 - 24.0	N1N	40 A	12960
NARNLEN	20/15	22.0 - 30.0			19035

For other Coil Voltages, kindly refer "Coil Voltage Master Table" at page 68

Motor Starters - Citation..... BCH



Fully Automatic Automatic Star Delta Starter with Citation M Contactor, Pneumatic Timer & Electronic Over Current Relay with Ammeter & Voltmeter

HSN CODE : 8536

Cat Code	HP / KW at 3Ø, 415V, 50Hz	EOCR Range (A)	Contactor Type (Citation)	Contactor Rating (A)	MRP [₹]
NASASS60LEDM-P	50 / 37	5-60 Amp	D	40A	46845
NASASS60LEEM-P	75 / 55	5-60 Amp	E	70A	73280
NASA2CTD1CLEM5M-P	100/ 75	0.5-6 Amp (with CT 100/5) (2CT model)	M-5	110A	103785
NASA2CT150LEM5M-P	135/ 100	0.5-6 Amp (with CT 150/5) (2CT model)	M-5	110A	107520

Motor Starters - Freedom.....



Industrial DOL Starters with Freedom Contactor & Overload Relay

HSN CODE : 8536

Cat Code	HP / KW at 3Ø, 415V, 50Hz	Overload Relay Range (A)	Contactor Type	Contactor Rating	MRP [₹]
CEBFM	0.5/0.37	1.0-1.4	Freedom	9 A	2625
CEBGM	0.75/0.55	1.3-1.8	Freedom	9 A	
CEBHM	1.0/0.75	1.7-2.4	Freedom	9 A	
CEBJM	1.5/1.1	2.2-3.1	Freedom	9 A	
CEBKM	2.5/1.5	2.8-4.0	Freedom	9 A	
CEBMM	3.0/2.2	4.5-6.5	Freedom	9 A	
CEBPM	5.0/3.7	7.5-11	Freedom	9 A	2690
CECPM	5.0/3.7	7.5-11	Freedom	12 A	
CECQM	7.5/5.5	10-14	Freedom	12 A	3405
CEDQM	7.5/5.5	10-14	Freedom	18 A	
CEDRM	10/7.5	13-19	Freedom	18 A	

Wireless Modem.....



**Wireless Modem
(Compatible With The Complete BCH Starter Family)**

HSN Code : 8517 62 30

Cat Code	Description	MRP [₹]
BCH-GSM	Wireless Modem	On request

For other Coil Voltages, kindly refer "Coil Voltage Master Table" at page 68

Motor Starters - Mini..... BCH

1- Phase Mini Manual Motor Starter upto 4HP (Surface Mounting)

HSN CODE : 8536



Cat Code	Recommended HP 1Ø, 240V	Overload Relay Range (A)	MRP [₹]	Cat Code (with UV Coil)	MRP [₹]
AMLE-10-SP	-	0.23 - 0.47	1170	AMLEH-10-SP	1570
AMLE-20-SP	-	0.46 - 0.80		AMLEH-20-SP	
AMLE-30-SP	1 / 8	0.85 - 1.55		AMLEH-30-SP	
AMLE-40-SP	1 / 6	1.60 - 3.20		AMLEH-40-SP	
AMLE-50-SP	0.5 / 0.75	3.50 - 6.50		AMLEH-50-SP	
AMLE-60-SP	1 to 2	6.80 - 11.7		AMLEH-60-SP	
AMLE-70-SP	2 to 3	11.0 - 20.0		AMLEH-70-SP	

For flush mounting replace 'E' by 'C' and reduce price by ₹ 50

3- Phase Mini Manual Motor Starter upto 10 HP (Surface Mounting)

HSN CODE : 8536



Cat Code	Recommended HP at 3Ø, 415V	Overload Relay Range (A)	MRP [₹]	Cat Code (with UV Coil)	MRP [₹]
AMLE-10	-	0.23 - 0.47	1570	AMLEN-10	1805
AMLE-20	-	0.46 - 0.80		AMLEN-20	
AMLE-30	0.50 / 0.75	0.85 - 1.55		AMLEN-30	
AMLE-40	1.00 / 1.50	1.60 - 3.20		AMLEN-40	
AMLE-50	3	3.50 - 6.50		AMLEN-50	
AMLE-60	5	6.80 - 11.7		AMLEN-60	
AMLE-70	10	11.0 - 20.0		AMLEN-70	

For flush mounting replace 'E' by 'C' and reduce price by ₹ 50

1-Phase DOL with 2P CPG Contactor & 2P Overload Relay


HSN CODE : 8536



Cat Code	HP / KW at 1Ø, 220V, 50Hz	Overload Relay Range (A)	Contactor Type	Contactor Rating	MRP [₹]
NAAEBW-SP	-	1.07 - 1.70	2P CPG	12A	2230
NAAHBW-SP	0.75 / 0.55	3.8 - 6.0		16A	2260
NAHBW-SP	0.75 / 0.55	3.8 - 6.0		12A	2230
NAAJBW-SP	1 / 0.75	6.0 - 9.3		16A	2260
NAJBW-SP	1 / 0.75	6.0 - 9.3		20A	2370
NAKBW-SP	1.5 / 1.10	8.9 - 13.5		25A	2590
NAALBW-SP	2 / 1.5	13.2 - 20.0			2630
NALBW-SP	2 / 1.5	13.2 - 20.0			
NAMBW-SP	3 / 2.2	17.4 - 24.0			

Manual Star Delta Starter (with 260-400V AC Coil)

HSN CODE : 8536



Cat Code	HP at 3Ø, 415V, 50Hz	Overload Relay Range (A)	Contactor Type	Contactor Rating	MRP [₹]
HASSGLEG	3 HP	2.4 - 3.8	C00N	16 A	5120
HASSHLEG	5 HP	3.8 - 6.0			
HASSJLEG	10 HP	6.0 - 9.3			
HASSKLEG	15 HP	8.9 - 13.5	NON	25 A	5825

HSN CODE : 8538

HASSW15	SPARE SWITCH FOR 15 HP MSD STARTER				2230
---------	------------------------------------	--	--	--	------

For other Coil Voltages, kindly refer "Coil Voltage Master Table" at page 68

Motor Starters (SPS) - Citation.....BCH

Submersible Pump Starters



Three Phase


- Direct on line : upto 40 A relay rating
- Star Delta : upto 135 A relay rating
- Protections :
 - Phase failure
 - Phase imbalance
 - Phase reversal
- Short Circuit Protection Thru MCB : In case of Premium models
- Ammeter and Voltmeter
- On/Off and Trip indications
- Powder coated enclosure with PU gasket ensuring excellent finish and reliability
- Provision for connecting Dry run preventor



On/Trip Indicators




Isolated Terminal blocks for better termination



Properly laid down wires, bunched with cable ties Ferrules for ease of identification




Phase indicators (For std & Premium models)



180 Deg Opening angle

PU Gasket for excellent sealing against dust & water



Single Phase

With Mini DOL (up to 11.0 - 20.0 A Relay)

- Premium Model (With Ammeter & Voltmeter)

With 2 Pole Contactor + 2 Pole Relay (up to 23.0 - 32.0 A Relay)

- Economy Model (With Ammeter)
- Standard Model (With Ammeter & Voltmeter)
- Provision for connecting dry run preventor

Motor Starters - Citation..... BCH

Citation Submersible Pump Starter with 3-Position Selection (with Auto Switch)

DOL

HSN CODE : 8536




Overload Relay Range (A)	Contactor Type	Contactor Rating	DOL			
			Economy (without Short Circuit Protection)		Premium (with Short Circuit Protection) with MCB	
			Cat Code	MRP [₹]	Cat Code	MRP [₹]
1.58 - 2.50	C00N	16 A	CPEYNAFN*	8165	--	
2.4 - 3.8	C00N	16 A	CPEYNAGN*			
3.8 - 6.0	C00N	16 A	CPEYNAHN*			
6.0 - 9.3	C00N	16 A	CPEYNAJN*		CPPYNAJN*	11390
8.9 - 13.5	C00N	16 A	CPEYNAKN*		CPPYNAKN*	
13.2 - 20.0	C00N	16 A	CPEYNALN*	8595	CPPYNALN*	12190
17.4 - 24.0	N0N	25 A	CPEYNAMN*	9335	CPPYNAMN*	13480
23.0 - 32.0	N01N	32 A	CPEYNA01PN	10820	--	



Citation Submersible Pump Starter with 3-Position Selection (with Auto Switch)

STAR DELTA

HSN CODE : 8536




Overload Relay Range (A)	Contactor Type	Contactor Rating	Star Delta			
			Economy (without Short Circuit Protection)		Premium (with Short Circuit Protection) with MCB / MCCB	
			Cat Code	MRP [₹]	Cat Code	MRP [₹]
3.8 - 6.0	C00N	16 A	CPSDEYHN*	15470	--	
6.0 - 9.3	C00N	16 A	CPSDEYJN*		CPSPYJN*	18625
8.9 - 13.5	C00N	16 A	CPSDEYKN*		CPSPYKN*	
13.2 - 20.0	C00N	16 A	CPSDEYLN-C00	15745	--	
17.4 - 24.0	CP20	20 A	CPSDEYMN-CP20	17305	--	
13.2 - 20.0	N0N	25 A	CPSDEYLN	18615	CPSPYLN	22235
17.4 - 24.0	N0N	25 A	CPSDEYMN	19610	CPSPYMN	24030
23.0 - 32.0	N01N	32 A	CPSDEY01PN	24600	--	
22.0 - 30.0	N1N	40 A	CPSDEYNN	30645	CPSPYNN	33845
26.0 - 40.0	N1N	40 A	CPSDEYQN	31095	CPSPYQN	34320
24.4 - 39.0	N1N	40 A	CPSDEYCT1N	33285	CPSPYCT1N	39575
37.6 - 60.0	Citation E	70 A	CPSDEYCT2M	52840	CPSPYCT2M	59480
56.4 - 90.0	Citation E	70 A	CPSDEYECT3M	57495	--	
56.4 - 90.0	Citation M-5	110 A	CPSDEYCT3M	74345	CPSPYCT3M	78400
84.6 - 135.0	Citation M-5	110 A	CPSDEYCT4M	76695	CPSPYCT4M	83395

For other Coil Voltages, kindly refer "Coil Voltage Master Table" at page 68

Motor Starters - Citation P & Shakti P New BCH

Citation P Submersible Pump Starter DOL

HSN CODE : 8536




Type	Overload Relay Range (A)	Contactors Rating	Cat Code	Coil	MRP [₹]
CITATION P10	1.58 - 2.5	16 A	CPEYNBF*	N & G	7800
CITATION P10	2.4 - 3.8	16 A	CPEYNBG*	N & G	
CITATION P10	3.8 - 6	16 A	CPEYNBH*	N & G	
CITATION P10	6 - 9.3	16 A	CPEYNBJ*	N & G	
CITATION P10	8.9 - 13.5	16 A	CPEYNBK*	N & G	
CITATION P10	13.2 - 20	16 A	CPEYNBL*	N & G	8085
CITATION P10B	13.2 - 20	20 A	CPEYNBL2*	N & G	8400
CITATION P10H	17.4 - 24	25 A	CPEYNBM*	N & G	8715
CITATION P11	23 - 32	32A	CPEYNBP01*	N & WB	9660
CITATION P11	26 - 40	32A	CPEYNBQ01*	N & WB	9790
CITATION P12	26 - 40	40A	CPEYNBQ*	N & WB	10080

Citation P Submersible Pump Starter

STAR DELTA

HSN CODE : 8536



Type	Overload Relay Range (A)	Contactors Rating	Cat Code	Coil	MRP [₹]
CITATION P20	6 - 9.3	16 A	CPSDEYNBJ*	N & G	15165
CITATION P20	8.9 - 13.5	16 A	CPSDEYNBK*	N & G	
CITATION P20	13 - 20	16 A	CPSDEYNBL*	N & G	15305
CITATION P20A	13 - 20	20 A	CPSDEYNBL2*	N, LV & G	16275
CITATION P20A	17.4 - 24	20 A	CPSDEYNBM2*	N, LV & G	16370
CITATION P20B	23 - 32A	25 A	CPSDEYNBP*	N, LV & G	18725
CITATION P20H	22 - 30A	32 A	CPSDEYNB01N*	N & WB	19230
CITATION P20H	23 - 32A	32 A	CPSDEYNB01P*	N & WB	19245
CITATION P20H	26 - 40A	32 A	CPSDEYNB01Q*	N & WB	19440
CITATION P21	26 - 40A	40 A	CPSDEYNBQ*	N & WB	23650

Shakti P DOL Submersible Pump Starter

HSN CODE : 8536



Type	Overload Relay Range (A)	Contactors Rating	Cat Code	Coil	MRP [₹]
SHAKTI P6	1.58 - 2.5	12 A	CPEYSBF*	Z & N	7160
SHAKTI P6	2.4 - 3.8	12 A	CPEYSBG*	Z & N	
SHAKTI P6	3.8 - 6	12 A	CPEYSBH*	Z & N	
SHAKTI P6	6 - 9.3	12 A	CPEYSBJ*	Z & N	
SHAKTI P10	8.9 - 13.5	20 A	CPEYSBK*	Z & N	7405
SHAKTI P10	13 - 20	20 A	CPEYSBL*	Z & N	7980
SHAKTI P10	17.4 - 24	20 A	CPEYSBM*	Z & N	8400

For other Coil Voltages, kindly refer "Coil Voltage Master Table" at page 68

Motor Starters 1-Phase SPS BCH

1-Phase SPS With 2P Contactor + Overload Relay (Ammeter + Voltmeter) with 160-220V AC Coil

HSN CODE : 8536



HP at 1Ø, 220V, 50Hz	Overload Relay Range (A)	Contactor Rating	Cat Code	Run Capacitor (mfd)	Start Capacitor (mfd)	MRP [₹]
0.5 / 0.75 HP	3.8 - 6.0	12 Amp	CPNSHBW-SPE	25	80/100	4350
0.5 / 0.75 HP	3.8 - 6.0	16 Amp	CPNSHBW-SP	25	80/100	4440
			CPNSHBW-SP(RC36)	36	80/100	4475
			CPNSHBW-RC25-SC120	25	100/120	4580
			CPNSHBW-RC30-SC200	30	150/200	5180
1 HP	6.0 - 9.3	12 Amp	CPNSJBW-SPE	36	100/120	4450
1 HP	6.0 - 9.3	16 Amp	CPNSJBW-SP	36	100/120	4585
			CPNSJBW-RC20SC100	20	80/100	4555
			CPNSJBW-RC25SC100	25	80/100	4620
			CPNSJBW-RC50SC100	50	80/100	4760
			CPNSJBW-RC60SC150	60	120/150	4975
			CPNSJBW-RC72SC150	72	120/150	5085
			CPNSJBW-SP(RC30)	30	100/120	4620
			CPNSJBW-SP(RC50)	50	100/120	4620
			CPNSJBW-SP(SC100)	36	80/100	4935
			CPNSJBW-RC36-SC200	36	150/200	5280
			CPNSKBW-SPE	50	120/150	4870
1.5 HP	8.9 - 13.5	12 Amp	CPNSKBW-SP	50	120/150	4975
1.5 HP	8.9 - 13.5	16 Amp	CPNSKBW-RC30SC120	30	100/120	4900
			CPNSKBW-RC36SC120	36	100/120	4920
			CPNSKBW-SP(RC36)	36	120/150	4955
			CPNSKBW-SP(RC72)	36+36	120/150	5110
			CPNSKBW-RC50-SC200	50	150/200	5445
			CPNSLBW-SP	72	150/200	5325
2 HP	13.2 - 20.0	16 Amp	CPNSLBW-SP (2RC36)	36+36	150/200	5405
			CPNSLBW-RC100SC150	100	120/150	5365
			CPNSLBW-RC90SC150	45+45	120/150	5365
			CPNSLBW-SP(SC150)	72	120/150	5470
			CPNSLBW-RC72-SC250	72	200/250	5770
3 HP	17.4 - 24.0	20 Amp	CPNSMBW-SPE	100	200/250	5685
3 HP	17.4 - 24.0	25 Amp	CPNSMBW-SP	100	200/250	5980
			CPNSMBW-SP(2RC50)	50+50	200/250	6150
	22.0 - 30.0		CPNSNBW-SP	100	200/250	6140
			CPNSNBW-SP(2RC50)	50+50	200/250	6315
5 HP	23.0 - 32.0	32 A & 12 A	CPNSPBW-SPE	100+50	200/250	8210
5 HP	23.0 - 32.0	40 A & 16 A	CPNSPBW-SP	100+50	200/250	8500
			CPNSPBW-SP(3RC50)	50+50+50	200/250	8705

*Suffix "D" in Cat Code for Dry Run Protection panel (only Extra Terminal is provided to connect Dry Run unit)

**For 170-240V coil, replace "BW" in above cat codes with "BBW"

1-Phase SPS With 2 Pole Contactor + Overload Relay (With Ammeter)

HSN CODE : 8536

Cat Code	HP at 1Ø, 220V, 50Hz	Relay Range (Amp.)	Contactor Rating	Run Capacitor (mfd)	Start Capacitor(mfd)	MRP [₹]
CPNEHBW-SP	0.5 / 0.75 HP	3.8 - 6.0	16 Amp	25	80/100	4140
CPNEJBW-SP	1 HP	6.0 - 9.3	16 Amp	36	100/120	4365
CPNEKBW-SP	1.5 HP	8.9 - 13.5	16 Amp	50	120/150	4750
CPNELBW-SP	2 HP	13.2 - 20.0	16 Amp	36+36	150/200	5070
CPNEMBW-SP	3 HP	17.4 - 24.0	25 Amp	50+50	200/250	5920
CPNEPBW-SP	5 HP	23.0 - 32.0	40 Amp	50+50+50	200/250	8340

Suffix "D" in Cat Code for Dry Run Protection panel (only Extra Terminal is provided to connect Dry Run unit)

1-Phase SPS With Mini Manual DOL Starter (With Ammeter + Voltmeter)

HSN CODE : 8536

Cat Code	HP at 1Ø, 220V, 50Hz	Relay Range (A)	Run Capacitor (mfd)	MRP [₹]
CPPM50-25-SP	0.5 / 0.75 HP	3.5 - 6.5	25	3120
CPPM50H-25-SP	0.5 / 0.75 HP	3.5 - 6.5	25	3550
CPPM60-25-SP	1 HP	6.8 - 11.7	25	3140
CPPM60H-36-SP	1 HP	6.8 - 11.7	36	3570
CPPM60-50-SP	1.5 HP	6.8 - 11.7	50	3305
CPPM60H-50-SP	1.5 HP	6.8 - 11.7	50	3760
CPPM70-50-SP	2 HP	11.0 - 20.0	50	3355
CPPM70H-50-SP	2 HP	11.0 - 20.0	50	3815

Motor Starters - Oil Immersed..... BCH

DOL Starter - 3 Phase

HSN CODE : 8536

Cat. Code	Overload Relay Range (A)	HRC Fuse Rating (EE Type) (max)	MRP [₹]
OISWPGT	2.4 - 3.8	16A	3210
OISWPHT	3.8 - 6.0	20A	
OISWPJT	6.0 - 9.3	25A	
OISWPKT	8.9 - 13.5	36A	
OISWPLT	13.2 - 20.0	50A	3270
OISWPMT	17.4 - 24.0	63A	3540

Note : The last alphabet in the Cat No. indicates coil voltage : N-380-415VAC ; T-220-400VAC ; Y-240-400VAC

Star Delta Starter - Fully Automatic

HSN CODE : 8536

Cat. Code	Overload Relay Range (A)	HRC Fuse Rating (EE Type) (max)	MRP [₹]
OISDAWPJ*	6.0 - 9.3	20A	8965
OISDAWPK*	8.9 - 13.5	32A	
OISDAWPL*	13.2 - 20.0	35A	
OISDAWPM*	17.4 - 24.0	50A	9585
OISDAWPP*	23.0 - 32.0	63A	10040



Star Delta Starter - Semi Automatic

HSN CODE : 8536

Cat. Code	Overload Relay Range (A)	HRC Fuse Rating (EE Type) (max)	MRP [₹]
OISDSWPJ*	6.0 - 9.3	20A	8050
OISDSWPK*	8.9 - 13.5	32A	
OISDSWPL*	13.2 - 20.0	35A	
OISDSWPM*	17.4 - 24.0	50A	8650
OISDSWPP*	23.0 - 32.0	63A	9080

Star Delta Starter - Fully Automatic with Auto Unit SPP & 3 Position Auto Manual Switch

HSN CODE : 8536

Cat. Code	Overload Relay Range (A)	HRC Fuse Rating (EE Type) (max)	MRP [₹]
OISDYWPJ*	6.0 - 9.3	20A	10495
OISDYWPK*	8.9 - 13.5	32A	
OISDYWPL*	13.2 - 20.0	35A	
OISDYWPM*	17.4 - 24.0	50A	11160
OISDYWPP*	23.0 - 32.0	63A	11675

Star Delta Starter - Fully Automatic with Ammeter & Voltmeter

HSN CODE : 8536

Cat. No.	Overload Relay Range (A)	HRC Fuse Rating (EE Type) (max)	MRP [₹]
OISDPYWPL*	13.2 - 20.0	35 A	12900
OISDPYWPM*	17.4 - 24.0	50 A	13575
OISDPYWPP*	23.0 - 32.0	63 A	14195

'N' for 380-415VAC coil & 'Y' for 240-400VAC coil

Spares for Oil Starter

HSN CODE : 8538

Description	Cat No.	MRP [₹]
Contact kit without coil for DOL - Power & Auxiliary contacts (set of fix contact, moving contact, hex screws, spring washer, spring clip, spring cap, contact spring)	OCK	405
Power kit without coil for all 3 contactor of star delta starter (fix contact, moving contact, hex screw, spring washer, spring clip, spring cap, contact spring)	Upto L Relay - OCKSD20	1005
	M, P Relay OCKSD30	1165
Auxiliary Contact Kit set for Star Delta Starter	Upto L Relay - OCKSDAUX20	265
	M, P Relay OCKSDAUX30	
Coil -Main & Delta Contactor	220-400V	OCT
	240-400V	OCY
	380-415V	OCN
Coil -Star Contactor	220-400V	OCT-STAR
	240-400V	OCY-STAR
	380-415V	OCN-STAR
ON-Push Button	OPB-ON	125
OFF-Push Button	OPB-OFF	
Incoming Mounting KIT for 20A	OCTKSD20	135
Incoming Mounting KIT for 30A	OCTKSD30	190

Overload Relay for Oil Starter - Pls refer along with all other Overload Relay Page 25

Spares for Starter BCH

Spares for Shakti Starters

HSN CODE : 8538

Cat. No.	Description	MRP[₹]
SHA	Contact Kit	1075
SHAA	Contact Kit 12A (3+1 Aux)	875
SHZ	Coil 190- 400 V	365
SHCC	Contact carrier	160
SHPB	Extended Button Assembly	240
SHCO	Contact for DOL	2110
SHACO	Contact for Star Delta	2340
SHCOA	Contact 12A (3+1 Aux)	1830
NCPNYAU*-5S or 5M	SPP (for ASX & OISDY)-6W	1210
CPNYAU*-5S or 5M	SPP (for ASX & OISDY)-6W	1210
CPTB630	Terminal Block 30A 6 way	215
CPAMS-3P/ASX	Auto Manual Switch 3 position	405

Spares for 3-Phase Submersible Pump Starter

HSN CODE : 8538

Cat. No.	Description	MRP[₹]
NCPYAU*-5S or 5M	SPP (2 Position SPS)-3W	1125
CPYAU*-5S or 5M	SPP (3 Position SPS)-5W	1125
BCHSPP1*-5S or 5M	SPP 6-Wire	1060
CPAM25	Ammeter 25A	485
CPAM50	Ammeter 50A	485
CPAM100	Ammeter 100A	515
CPVM500	Voltmeter 500V	485
SPSATG	Electronic Timer (Star Delta)	1060
CPTB215	Terminal Block 15A 2 way	55
CPTB360	Terminal Block 60A 3 way	165
CPTB660	Terminal Block 60A 6 way	300
CPTB3100	Terminal Block 100A 3 way	625
CPMB	Mounting Bracket Set	110
CPAMS-2P	Auto Manual Switch 2 position	310
CPAMS-3P	Auto Manual Switch 3 position	330
CPVSS	Voltmeter Selector Switch	335
HEA11GM-PB	Start PB (Green)	170
HEA11RM-PB	Stop PB (Red)	170
HCB10	Aux Block (1 NO)	90
HCB01	Aux Block (1 NC)	90
HFB2PAH	LED-Amber (R-Y-B)	300
HFB2XAM	LED-Amber (Motor Trip)	200
HFB2XRM	LED-RED (415 VAC)	200

Spares for Freedom DOL

HSN CODE : 8538

Cat. No.	Description	MRP[₹]
C320SCB	Start Contact Block	165
CEPBI	Push Button - Green	85
CEPBO	Push Button - Red	85

Spares for Citation M Starters

HSN CODE : 8538

Cat. No.	Description	MRP[₹]
SP100PB3	Start & Stop reset button unit assembly for DOL & SD (upto 150HP)	285
SP100CB	Start actuator Block for DOL	245
SP100CBS	Start actuator Block for SD	245
SP100TB	Terminal Block for Star/ Delta Starters	230
CPTB975	Terminal Block for Star/ Delta Starters (40-50 HP)	725
SPSATG	Electronic Timer (Star Delta)	1060
For 250-375 HP SD Starter		
TSFB-R	Push Button (RED)	220
TSFB-G	Push Button (Green)	220
050N1	Aux Contact Block(1NO+1NC)	285

Spares for 1-Phase Submersible Pump Starter

HSN CODE : 8538

Cat. No.	Description	MRP[₹]
ILR-B	"ON" Indication Lamp	70
SPAM-10	Ammeter 10A	485
SPAM-15	Ammeter 15A	
SPAM-25	Ammeter 25A	
SPAM-50	Ammeter 50A	
SPVM-300	Voltmeter 300V	
CPTB530	Terminal Block 30A 5 way (Mini Version)	115
CPTB530H	Terminal Block 30A 5 way (Contr. Version)	195
CPTB330	Terminal Block 30A 3 way	85
CPTB240	Terminal Block 40A 2 way	120
SPGC	"ON" Push Button GREEN upto 24A relay range	235
SPGB	"ON" Push Button GREEN For 32A relay range	235
SPRC	"OFF" Push Button RED	190
MC305TB4	Add-on Terminal Block for 23-32A relay (outgoing side)	140



Spares for Starter..... BCH

KIT for NHD

HSN CODE : 8538

Contactor Rating	4P KIT	MRP[₹]	3P+1 Aux KIT	MRP[₹]	1P KIT	MRP[₹]
	Cat Code		Cat Code		Cat Code	
12A	SP90E1	970	SP90E2	885	SP90E01	255
16A	SP90A1	1,085	SP90A2	990	SP90A01	285
20A	SP90F1	1,710	SP90F2	1,555	SP90F01	440
25A	SP90B1	2,395	SP90B2	2,180	SP90B01	610
32A	SP90D1	2,845	SP90D2	2,590	SP90D01	725
40A	SP90C1	3,200	SP90C2	2,910	SP90C01	810

* 4P Kit consist of - 8 Fixed main contacts, 4 moving main contacts, 4 springs & 4 retainers

KIT for CPG

HSN CODE : 8538

Contactor Rating	Cat Code	MRP[₹]
12A	CPG122PSP	485
16A	CPG162PSP	530
20A	CPG202PSP	830
25A	CPG252PSP	1300
32A	CPG322PSP	1425
40A	CPG402PSP	1600

* 2P Kit consist of - 4 Fixed contacts, 2 moving contacts, 2 springs & 2 retainers

Spares for P series SPS

HSN CODE : 8538

Cat Code	Description	MRP[₹]
CPRS-ON-OFF	ROCKER SWITCH ON-OFF	60
CPTB210	10A, 2 way TB for P series SPS	50
CPLED-R	LED RED 415V	195
CPLED-A	LED AMBER 415V	195
SP100CBP	Start Actuator blkok for P series SPS	245
CPAM10-WH	Ammeter 10A White Bezel	485
CPAM15-WH	Ammeter 15A White Bezel	485
CPAM25-WH	Ammeter 25A White Bezel	485
CPVM500-WH	Voltmeter 500V White Bezel	485

Cat Code	Description	MRP[₹]
CP90MC*	Magnet Coil for NHD/CPG	365
SP90CC	Carrier for 4P NHD	180
CPG2PCC	Carrier for 2P CPG	110

* pl add coil voltage band code as per below Coil Voltage : Master tabel

Dual Meter

HSN CODE : 9030

Cat. No.	MRP[₹]
CPAM10VM300	670
CPAM15VM300	
CPAM25VM300	
CPAM30VM300	
CPAM50VM300	
CPAM10VM500	720
CPAM15VM500	
CPAM30VM500	
CPAM60VM500	
CPAM30-60VM500S72	700
CPAM60-120VM500S72	755
CPAM30-60VM500S96	890
CPAM60-120VM500S96	1000




COIL VOLTAGE : MASTER TABLE

PRODUCT	160-220V	170-240V	220-240V	230-360V	260-400V	310-400V	190-400V	230-420V	275-420V	380-415V	415V	440V	550V	
	WORKING VOLTAGE BAND	136-242V	145-264V	187-264V	195.5-396V	221-440V	264-440V	161.5-440V	195.5-462V	234-462V	323-456V	353-456V	374-484V	468-605V
NHD 2P	CPG216	BW	BBW	H	-	-	-	-	-	-	N	-	-	-
	CPG225	BW	BBW	H	-	-	-	-	-	-	N	-	-	-
	CPG240	BW	BBW	H	-	-	-	-	-	-	N	-	-	-
SHAKTI	SHAKTI DOL	-	-	-	-	G	-	Z	ZB	-	N	-	-	-
	SHAKTI STAR DELTA	-	-	-	-	G	-	Z	-	MB	N	-	-	-
NHD 4P	CP12, C00N, CP20	-	-	H	-	G	-	-	-	MB	N	-	C	D
	N0N	-	-	H	LV	G	-	-	-	MB	N	-	C	D
	N01N	-	-	H	LV	-	WB	-	-	-	N	-	-	-
	N1N	-	-	H	-	-	WB	-	-	-	N	-	C	D
CITATION	C4 & MC10D	-	-	-	-	-	-	-	-	-	-	M	C	D
	MC10EN	-	-	-	-	-	-	-	-	-	-	M	C	D
FREEDOM SERIES	MCE15L TO M5	-	-	-	-	-	-	-	-	-	-	M	C	D
	MCE15N, Q & S	-	-	-	-	-	-	-	-	-	-	M	C	D

* For N1N DL Coil (340-460V) option is available

* For Citation E & M-5 (70A & 110A) LA Coil (320-400V) option is available

Enclosure Systems



- Bhartia Boxes IP: 55, IP: 66
- 'BCH-SS' (Stainless Steel) Boxes
- Terminal Boxes IP:55 & IP:66
- Techno - Modular Enclosures
- Smartline - Modular Enclosures
- Semi-Modular Enclosure
- TEOS Plus Enclosure
- TCE Series Enclosure
- Compartmentalized Enclosure (Fixed & Draw-out)
- IT Racks - 19" and ETSI Racks

Enclosure Systems

BCH

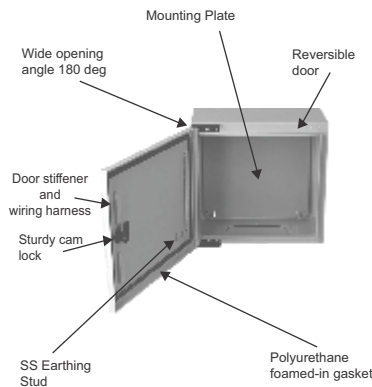
Bhartia Boxes

HSN Code : 8538



- 51 Different Versions
- Single/Double door versions
- Min. Size : 200 X 200 X 150
- Max Size : 1200 X 1400 X 400
- IP 55/IP66

Double door version



Technical Particulars (BHARTIA BOXES)

- Fabricated from 1.2mm / 1.6mm CRCA sheet steel (Sizes upto BIL-50180 made from 1.2mm CRCA, beyond this using 1.6mm CRCA)
- Foamed-in PU gasket
- Hinged door, interchangeable LHS / RHS, opening angle 180 deg for standard hinge & 120 deg for concealed hinge in bigger sizes.
- IP-55 & 66 Degree of protection
- Cable gland plate 2mm thick provided at bottom
- Cam locking arrangement
- Powder coated to RAL : 7035 structure finish
- Mounting Plate made up of 2.0mm Galvanised steel

Note : Cutout charges will be extra

: Wall mounting bracket set is an additional accessory (for Bhartia Box & Terminal box it is not a part of standard packing)

HSN Code : 8538

Type	Cat. No.	MOQ	List Price [₹]
Set of Wall Mounting bracket (small)	BIL-WM-S	1	140
Set of Wall Mounting bracket (big)	BIL-WM-B	1	160
Set of Wall Mounting bracket Kit 20mm	BIL-WM-H20	1	240

Note :

* Set of wall mounting bracket (small) is suitable for all range of terminal boxes and Bhartia boxes upto size : 400x500x200mm.

* Set of wall mounting bracket (big) is suitable for Bhartia boxes beyond size : 400x500x200mm.

Type	Size (WxHxD) mm	IP-55 Range			IP-66 Range	
		MOQ Nos.	Cat. No.	List Price [₹]	Cat. No.	List Price [₹]
SINGLE DOOR BOX	200x200x150	1	BIL-50000	2335	BIL-60000	2450
SINGLE DOOR BOX	200x300x150	1	BIL-50010	2670	BIL-60010	2725
SINGLE DOOR BOX	250x300x150	1	BIL-50020	2775	BIL-60020	2860
SINGLE DOOR BOX	300x300x150	1	BIL-50030	2990	BIL-60030	3110
SINGLE DOOR BOX	300x300x200	1	BIL-50050	3190	BIL-60050	3375
SINGLE DOOR BOX	300x400x150	1	BIL-50060	3325	BIL-60060	3500
SINGLE DOOR BOX	300x400x200	1	BIL-50080	3730	BIL-60080	3755
SINGLE DOOR BOX	400x300x150	1	BIL-50090	3255	BIL-60090	3455
SINGLE DOOR BOX	400x300x200	1	BIL-50110	3655	BIL-60110	3710
SINGLE DOOR BOX	400x400x150	1	BIL-50120	3730	BIL-60120	3800
SINGLE DOOR BOX	400x400x200	1	BIL-50140	3955	BIL-60140	4075
SINGLE DOOR BOX	400x500x150	1	BIL-50150	4210	BIL-60150	4430
SINGLE DOOR BOX	400x500x200	1	BIL-50170	4460	BIL-60170	4585
SINGLE DOOR BOX	500x500x200	1	BIL-50180	5260		
SINGLE DOOR BOX	400x600x200	1	BIL-50190	5260	BIL-60190	5335
SINGLE DOOR BOX	500x600x200	1	BIL-50210	6035	BIL-60210	6220
SINGLE DOOR BOX	500x700x200	1	BIL-50220	6865		
SINGLE DOOR BOX	500x700x300	1	BIL-50230	7895		
SINGLE DOOR BOX	600x400x200	1	BIL-50240	5360	BIL-60240	5560
SINGLE DOOR BOX	600x400x300	1	BIL-50250	6890		
SINGLE DOOR BOX	600x500x200	1	BIL-50260	6220	BIL-60260	6720
SINGLE DOOR BOX	600x600x200	1	BIL-50270	6470		
SINGLE DOOR BOX	600x600x300	1	BIL-50280	7775		
SINGLE DOOR BOX	600x700x200	1	BIL-50290	7795		
SINGLE DOOR BOX	600x800x200	1	BIL-50300	7820		
SINGLE DOOR BOX	600x800x300	1	BIL-50320	8945		
SINGLE DOOR BOX	600x1000x200	1	BIL-50330	9855		
SINGLE DOOR BOX	600x1000x300	1	BIL-50340	11185		
SINGLE DOOR BOX	800x800x300	1	BIL-50310	10430		
SINGLE DOOR BOX	800x1000x200	1	BIL-50350	11615		
SINGLE DOOR BOX	800x1000x250	1	BIL-50360	11860		
SINGLE DOOR BOX	800x1000x300	1	BIL-50390	11995		
SINGLE DOOR BOX	800x1200x300	1	BIL-50395	14950		
DOUBLE DOOR BOX	1000x800x200	1	BIL-50500	12535		
DOUBLE DOOR BOX	1000x800x300	1	BIL-50520	14375		
DOUBLE DOOR BOX	1000x1000x300	1	BIL-50540	16720		
DOUBLE DOOR BOX	1000x1200x300	1	BIL-50550	19220		
DOUBLE DOOR BOX	1000x1400x300	1	BIL-50560	22990		
DOUBLE DOOR BOX	1200x1400x300	1	BIL-50570	25560		
DOUBLE DOOR BOX	1000x1400x400	1	BIL-50580	24240		
DOUBLE DOOR BOX	1200x1400x400	1	BIL-50590	26680		

MOQ. Minimum order quantity in nos.

Canopy for Bhartia Boxes

HSN Code : 8538

Size (WxHxD) mm	Cat. No.	MOQ Nos.	List Price [₹]	Size (WxHxD) mm	Cat. No.	MOQ Nos.	List Price [₹]
200WX150D	BIL-12-CAN-2015	1	610	600WX200D	BIL-16-CAN-6020	1	1175
250WX150D	BIL-12-CAN-2515	1	695	600WX300D	BIL-16-CAN-6030	1	1440
300WX150D	BIL-12-CAN-3015	1	740	800WX300D	BIL-16-CAN-8030	1	1760
300WX200D	BIL-12-CAN-3020	1	810	800WX200D	BIL-16-CAN-8020	1	1425
400WX150D	BIL-12-CAN-4015	1	840	800WX250D	BIL-16-CAN-8025	1	1540
400WX200D	BIL-12-CAN-4020	1	930	1000WX200D	BIL-16-CAN-1020	1	1675
500WX200D	BIL-12-CAN-5020	1	1050	1000WX300D	BIL-16-CAN-1030	1	2060
500WX300D	BIL-12-CAN-5030	1	1295				

* List Prices are Ex-works Faridabad. For detail Refer Enclosure Selling Terms & Conditions on page no.113.

***GST to be charged extra**

Enclosure Systems BCH



- Fabricated from 1.2/1.5 mm stainless steel sheet
- Mounting Plate made up of 2.0mm Galvanised steel
- SS grade 304
- Foamed - in PU gasket
- Box upto BIL - 90405020 is made up of 1.2 mm SS & above of 1.5 MM SS.
- 120 deg door open-able concealed hinge door with cam locking arrangement.

'BCH - SS' (Stainless Steel)

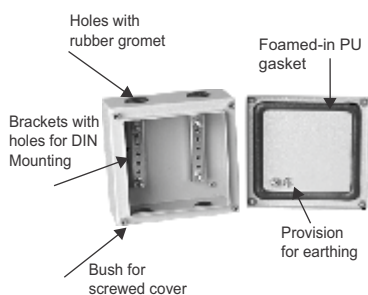
HSN Code : 8538

Type	Size (WxHxD) mm	MOQ Nos.	Cat No.	List Price [₹]
SINGLE DOOR BOX	200X300X150	3	BIL-90203015	5610
SINGLE DOOR BOX	300X300X200	3	BIL-90303020	7775
SINGLE DOOR BOX	400X400X200	3	BIL-90404020	10285
SINGLE DOOR BOX	400X500X200	3	BIL-90405020	11455
SINGLE DOOR BOX	400X600X200	3	BIL-90406020	13135
SINGLE DOOR BOX	500X600X200	3	BIL-90506020	16825
SINGLE DOOR BOX	600X600X200	3	BIL-90606020	17995
SINGLE DOOR BOX	600X800X200	3	BIL-90608020	21385
SINGLE DOOR BOX	500X700X300	3	BIL-90507030	21730
SINGLE DOOR BOX	800X800X300	3	BIL-90808030	29910

MOQ - Minimum order quantity in nos.
Note - SS grade 304



- 43 Different Versions
- Min. Size : 150 X 150 X 80
- Max Size : 800 X 400 X 120
- IP 55/IP66



Technical Particulars (TERMINAL BOXES)

- Fabricated from 1.2mm CRCA sheet steel
- Powder coated to shade RAL 7035 Structure finish
- Foamed-in PU gasket
- Provided with screwed cover on top
- IP-55 & 66 Degree of protection
- Brackets provided inside to facilitate DIN rail mounting
- Holes with Gromet provided to facilitate cable entry in IP 55 terminal boxes

Note: Cutout charges will be extra

Terminal Boxes

HSN Code : 8538

Box Size (W x H x D)	IP-55 Range			IP-66 Range	
	MOQ	Cat. No.	List Price [₹]	Cat. No.	List Price [₹]
150x150x80	5	BIL-70000	1160	BIL-80000	1195
200x150x80	-			BIL-80100	1315
300x150x80	5	BIL-70010	1365	BIL-80010	1520
200x200x80	5	BIL-70020	1305	BIL-80020	1385
300x200x80	5	BIL-70030	1425	BIL-80030	1485
400x200x80	-			BIL-80110	1580
600x200x80	-			BIL-80130	2160
150x150x120	5	BIL-70040	1280	BIL-80040	1365
200x150x120	-			BIL-80150	1410
300x150x120	5	BIL-70050	1520	BIL-80050	1550
200x200x120	5	BIL-70060	1485	BIL-80060	1520
300x200x120	5	BIL-70070	1650	BIL-80070	1685
400x200x120	5	BIL-70080	1850	BIL-80080	1915
300x300x120	5	BIL-70090	1970	BIL-80090	2045
400x150x120	-			BIL-80170	1830
400x300x120	5	BIL-70180	2180	BIL-80180	2450
400x400x120	5	BIL-70190	2570	BIL-80190	2775
500x200x120	5	BIL-70200	2250	BIL-80200	2405
500x300x120	5	BIL-70210	2500	BIL-80210	2645
600x200x120	5	BIL-70220	2515	BIL-80220	2655
600x300x120	5	BIL-70230	3075	BIL-80230	3205
600x400x120	5	BIL-70240	3375	BIL-80240	3490
800x200x120	5	BIL-70250	3555	BIL-80250	3675
800x400x120	5	BIL-70260	4330	BIL-80260	4415

MOQ-Minimum order quantity in nos.

* List Prices are Ex-works Faridabad. For detail Refer Enclosure Selling Terms & Conditions on page no.113.

***GST to be charged extra**

Enclosure Systems BCH

Techno Modular Enclosures

HSN Code : 8538

Size of Enclosure (W x H x D in mm)	Cat. No.	Enclosure Version*				Plinth		Side Covers (Pair)	
		Ver 001 LP [₹]	Ver 002 LP [₹]	Ver 003 LP [₹]	Ver 004 LP [₹]	Cat. No.	List Price [₹]	Cat. No.	List Price [₹]
600 x 1800 x 400	TME 061804	22835	25435	18135	20935	TPL 061804	2215	TSC 061804	4425
800 x 1800 x 400	TME 081804	27280	29935	20735	23975	TPL 081804	2525	TSC 081804	4425
1000 x 1800 x 400	TME 101804	37545	40465	29115	31845	TPL 101804	2835	TSC 101804	4425
1200 x 1800 x 400	TME 121804	42185	47130	32735	36280	TPL 121804	3105	TSC 121804	4425
600 x 1800 x 500	TME 061805	23855	26260	19350	21755	TPL 061805	2370	TSC 061805	5135
800 x 1800 x 500	TME 081805	27775	31275	22205	24865	TPL 081805	2670	TSC 081805	5135
1000 x 1800 x 500	TME 101805	38565	41485	30385	33495	TPL 101805	2975	TSC 101805	5135
1200 x 1800 x 500	TME 121805	43000	48850	34440	38695	TPL 121805	3240	TSC 121805	4505
800 x 1800 x 600	TME 081806	29615	31090	24105	26390	TPL 081806	2785	TSC 081806	5715
600 x 2000 x 400	TME 062004	24615	27660	18900	22460	TPL 062004	2215	TSC 062004	4755
800 x 2000 x 400	TME 082004	28645	31465	21890	24850	TPL 082004	2525	TSC 082004	4755
1000 x 2000 x 400	TME 102004	41035	43320	31905	34120	TPL 102004	2835	TSC 102004	4755
1200 x 2000 x 400	TME 122004	44080	48720	35270	39970	TPL 122004	3105	TSC 122004	4755
600 x 2000 x 500	TME 062005	26130	28290	21440	24235	TPL 062005	2370	TSC 062005	5585
800 x 2000 x 500	TME 082005	29310	32355	22585	25755	TPL 082005	2670	TSC 082005	5585
1000 x 2000 x 500	TME 102005	40595	45420	32355	35900	TPL 102005	2975	TSC 102005	5585
1200 x 2000 x 500	TME 122005	44390	48850	34890	38695	TPL 122005	3240	TSC 122005	5585
600 x 2000 x 600	TME 062006	26510	29115	22705	25315	TPL 062006	2500	TSC 062006	6215
800 x 2000 x 600	TME 082006	30320	33045	24350	27080	TPL 082006	2785	TSC 082006	6215
1000 x 2000 x 600	TME 102006	41235	47315	32855	38305	TPL 102006	3085	TSC 102006	6215
1200 x 2000 x 600	TME 122006	45265	50175	36655	41355	TPL 122006	3370	TSC 122006	6215
600 x 2000 x 800	TME 062008	27280	29310	22775	25620	TPL 062008	2785	TSC 062008	7990
800 x 2000 x 800	TME 082008	31585	33930	25810	28265	TPL 082008	3085	TSC 082008	7990
1000 x 2000 x 800	TME 102008	45265	48270	34890	38695	TPL 102008	3330	TSC 102008	7990
1200 x 2000 x 800	TME 122008	47580	52770	39080	43000	TPL 122008	3665	TSC 122008	7990
600 x 2200 x 600	TME 062206	29880	32735	23725	28160	TPL 062206	2500	TSC 062206	7200
800 x 2200 x 600	TME 082206	33810	36030	27210	30005	TPL 082206	2785	TSC 082206	7200
1000 x 2200 x 600	TME 102206	46810	50420	38465	42075	TPL 102206	3085	TSC 102206	7200
1200 x 2200 x 600	TME 122206	48645	54300	37810	42245	TPL 122206	3370	TSC 122206	7200
600 x 2200 x 800	TME 062208	32580	35340	24995	28860	TPL 062208	2785	TSC 062208	9355
800 x 2200 x 800	TME 082208	39325	41615	30200	32855	TPL 082208	3085	TSC 082208	9355
1000 x 2200 x 800	TME 102208	49850	53715	40465	43515	TPL 102208	3330	TSC 102208	9355
1200 x 2200 x 800	TME 122208	53920	56955	44150	47130	TPL 122208	3665	TSC 122208	9355

*Baying kit (BIL-14280) Rs. 1495/- is also available for Enclosure Version. For extra accessories, please contact nearest branch office.


MOQ-Minimum order quantity in nos.

Note : Cutout charges will be extra

Freight charges will be extra at actuals

* List Prices are Ex-works Faridabad. For detail Refer Enclosure Selling Terms & Conditions on page no.113.

***GST to be charged extra**



Modular Enclosures

- Enclosures
- Minimum size in mm :
600 x 1800 x 400 (W x H x D)
- Maximum size in mm :
1200 x 2200 x 800 (W x H x D)
- IP 54 / IP 55 degree of protection
- Wide range of accessories

Features

- Completely modular in all the three axis
- Powder coated surface (RAL 7035) for excellent finish and durability
- PU Gasket ensuring higher degree of ingress protection
- 3mm mounting plate as a standard
- Manufactured on CNC Turret punch press for higher precision, finish and repeated accuracy
- Ideal for :
 - Special purpose machines
 - Control panels
 - Drives
 - Starter enclosures
 - Accessories for mounting 19" equipment

Enclosure Versions

- 001 - with mounting plate and rear cover
- 002 - with mounting plate and rear door
- 003 - without mounting plate and with rear cover
- 004 - without mounting plate and with rear door

To Order And Calculate List Price

- (a) Choose Cat. No. and LP of Enclosure version from 001, 002, 003 or 004
- (b) Add Cat. No. and LP of Plinth
- (c) Add Cat. No. and LP of Side Covers pair

General Technical Particulars

- IP54/55 degree of protection
- Fabricated from 2/1.6 mm CRCA/GPSP (frame made up of 2.0mm GPSP, doors & covers made up of 1.6 mm CRCA).
- Fully bolted construction
- Mounting Plate with sliding arrangement - standard & Powder coated to RAL-2000
- Modular Plinth (optional) 100mm high fabricated from CRCA
- Cable entry provision is given from Bottom & made in 3-part construction with Galvanized steel [Unpainted]
- Foamed-in PU gasket
- Powder coated to RAL : 7035 structure finish
- Hinge design allows 120 deg. Door opening
- 3 point lock provided as standard
- Door stiffener with provision of drilling holes for wiring harness.
- Side Covers - Pair : consisting of 1no. LHS and 1no. RHS cover
- To calculate limiting dimension of the enclosure, add 44mm to the width to account for Side Covers,
- 22mm to the height for Top Cover & 44mm to the depth on account of Front and Rear door / cover.

Note : upto 800 mm width single door
1000 mm & 1200 mm width double leaf door

* List Prices are Ex-works Faridabad. For detail Refer Enclosure Selling Terms & Conditions on page no.113.

***GST to be charged extra**

Smartline Modular Enclosure BCH

SmartLine TME

HSN Code : 8538

Size of Enclosure (W x H x D in mm)	Cat. No.	Enclosure Version*				Plinth		Side Covers (Pair)	
		Ver 001 LP [₹]	Ver 002 LP [₹]	Ver 003 LP [₹]	Ver 004 LP [₹]	Cat. No.	List Price [₹]	Cat. No.	List Price [₹]
600 x 1800 x 500	SLE 061805	22205	25125	18010	20735	TPL 061805	2370	SLSC 061805	4635
800 x 1800 x 600	SLE 081806	27660	29685	22705	25240	TPL 081806	2785	SLSC 081806	5135
600 x 2000 x 600	SLE 062006	24745	27660	21185	23725	TPL 062006	2500	SLSC 062006	5610
800 x 2000 x 600	SLE 082006	28345	31395	22775	25740	TPL 082006	2785	SLSC 082006	5610
1200 x 2000 x 600	SLE 122006	43075	47675	34890	39290	TPL122006	3370	SLSC 122006	5610
600 x 2000 x 800	SLE 062008	25315	27850	21320	24045	TPL 062008	2785	SLSC 062008	7210
800 x 2000 x 800	SLE 082008	30005	32220	24045	26830	TPL 082008	3085	SLSC 082008	7210
1200 x 2000 x 800	SLE 122008	44270	50235	37170	40890	TPL 122008	3665	SLSC 122008	7210

Note : Cutout / customization charges will be extra.

*Baying kit (BIL-14280) Rs. 1495/- is also available for Enclosure Version. For extra accessories, please contact nearest branch office.

Enclosure Versions

- 001 - With mounting plate and rear cover.
- 002 - With mounting plate and rear door
- 003 - Without mounting plate and with rear cover
- 004 - Without mounting plate and with rear door

To Order and Calculate List Price

(a) Choose Cat. No. and LP of Enclosure version from 001, 002, 003 or 004

(b) Add Cat. No. and LP of Plinth

(c) Add Cat. No. and LP of Side Covers pair

General Technical Particulars

- IP-54 degree of protection
- Fabricated from CRCA/GPSP (frame made up of GPSP, doors & covers made up of CRCA sheet).
- Modular construction
- Mounting plate and cable entry plate made up of Galvanized steel [Unpainted]
- Plinth (optional) 100mm high fabricated from CRCA sheet.
- Cable entry provision is given from Bottom as standard
- Foamed-in PU gasket
- Powder coated to RAL : 7035 structure finish
- Hinge design allows 120 deg. Door opening
- 3 point lock provided as standard
- Door stiffener with provision of drilling holes for wiring harness.
- Side Covers - Pair: consisting of 1no. LHS and 1no. RHS cover
- To calculate limiting dimension of the enclosure, add 44mm to the width to account for Side Covers, 22mm to the height for Top Cover & 44mm to the depth on account of Front and Rear door / cover.

Note : Upto 800 mm width single door. 1000 mm & 1200 mm width double leaf door

* List Prices are Ex-works Faridabad. For detail Refer Enclosure Selling Terms & Conditions on page no.113.

***GST to be charged extra**

Semi-Modular Floor Standing Enclosure..... BCH

HSN Code : 8538

Size of Enclosure (W x H x D in mm)	Cat. No.	List Price [₹]	Plinth		Side Covers (Pair)	
			Cat. No.	List Price [₹]	Cat. No.	List Price [₹]
600X1800X400	FCS 061804	On Request	FCS-PL 061804	On Request	FCS-SC 061804	On Request
600X1800X500	FCS 061805		FCS-PL 061805		FCS-SC 061805	
800X1800X600	FCS 081806		FCS-PL 081806		FCS-SC 081806	
600X2000X600	FCS 062006		FCS-PL 062006		FCS-SC 062006	
800X2000X500	FCS 082005		FCS-PL 082005		FCS-SC 082005	
800X2000X600	FCS 082006		FCS-PL 082006		FCS-SC 082006	
800X2000X800	FCS 082008		FCS-PL 082008		FCS-SC 082008	
1000X2000X600	FCS 102006		FCS-PL 102006		FCS-SC 102006	
1000X2000X800	FCS 102008		FCS-PL 102008		FCS-SC 102008	
1200X2000X500	FCS 122005		FCS-PL 122005		FCS-SC 122005	
1200X2000X600	FCS122006		FCS-PL122006		FCS-SC122006	
1200X2000X800	FCS 122008		FCS-PL 122008		FCS-SC 122008	

Note : Sizes are available in all FOUR version like TME.

Enclosure Versions

- Ver-001 - With mounting plate and rear cover.
- Ver-002 - With mounting plate and rear door
- Ver-003 - Without mounting plate and with rear cover
- Ver-004 - Without mounting plate and with rear door

To Order and Calculate List Price

- (a) Choose Cat. No. and LP of Enclosure version from 001, 002, 003 or 004
- (b) Add Cat. No. and LP of Plinth
- (c) Add Cat. No. and LP of Side Covers pair

Note:

- Cutout / customization charges will be extra.
- Baying Kit (BIL-FCS-14280) LP Rs. 1000/- is also available for Enclosure Versions.
- For extra accessories, Please contact nearest branch office.

Technical Particulars (Semi-Modular Enclosure)

- Unique symmetric front and rear welded frame with modular depth member which resultant fastest assembly and uniformity.
- IP-55 Degree of Protection
- Front and Rear Frame welded & depth members are modular
- Fabricated from 2.0mm/1.6mm CRCA
- Mounting plate made of 2mm thick Galvanized sheet
- Cable entry from bottom of panel as standard
- Powder coated to RAL-7035 Structure finish
- Limiting dimension of the enclosure are same as per sizes given
- Adjustable mounting plate depth wise
- Foamed-in PU gasket
- 3 point lock provided as standard
- Door stiffener with provision of drilling holes for wiring harness.
- Side Covers - Flush Type Side cover Pair consisting of 1no LHS and 1no RHS cover



* List Prices are Ex-works Faridabad. For detail Refer Enclosure Selling Terms & Conditions on page no.113.

***GST to be charged extra**

TEOS Plus Enclosure BCH-TEKPAN

TEOS Plus Enclosure

HSN Code : 8538

Size of Enclosure (W x H x D in mm)	Cat. No.	List Price [₹]
600 x 1800 x 500	TEOS061805	On Request
800 x 1800 x 600	TEOS081806	
600 x 2000 x 600	TEOS062006	
800 x 2000 x 600	TEOS082006	
800 x 2000 x 800	TEOS082008	
1200 x 2000 x 600	TEOS122006	
1000 x 2000 x 800	TEOS102008	
1200 x 2000 x 800	TEOS122008	

Front Door, Rear Door, Rear Cover & Mounting plate shall be supplied as per requirement.



Plinth Corner

HSN Code : 8538

Description	Cat. No.	List Price [₹]
PLINTH CORNER PART H100mm	708.100	On Request

Supply included:- 4 pcs 100mm height corner & mounting accessories.

Plinth Front Cover

HSN Code : 8538

Description	Cat. No.	List Price [₹]
PLINTH FRONT PROFILE :600	709.160	On Request
PLINTH FRONT PROFILE :800	709.180	
PLINTH FRONT PROFILE :1000	709.100	
PLINTH FRONT PROFILE :1200	709.120	

Supply included:- 2 pcs 100mm height front cover & mounting accessories.

Plinth Side Cover

HSN Code : 8538

Description	Cat. No.	List Price [₹]
PLINTH SIDE PROFILE :500	710.150	On Request
PLINTH SIDE PROFILE :600	710.160	
PLINTH SIDE PROFILE :800	710.180	

Supply included:- 2 pcs 100mm height side cover & mounting accessories.

Side Cover

HSN Code : 8538

Description	Cat. No.	List Price [₹]
Pair of side cover 500*1800	706.185	On Request
Pair of side cover 600*1800	706.186	
Pair of side cover 600*2000	706.206	
Pair of side cover 800*1800	706.188	
Pair of side cover 800*2000	706.208	

Supply included:- 2 pcs side cover & mounting accessories

Technical Particulars (TEOS Plus Enclosure)

- Multifold (12-Fold) structure with 100% Modularity.
- IP-65 Degree of Protection.
- SEISMIC Tested for Zone-4 and UL Certified.
- Easy Assembly & Logistic advantages.
- 4-Point lock with Swing Handle.
- Powder coated to RAL: 7035 Structure Finish.
- Limiting dimension of the enclosure are same as per given dimension.

* List Prices are Ex-works Faridabad. For detail Refer Enclosure Selling Terms & Conditions on page no.113.

***GST to be charged extra**



Note :

- Upto 800 mm width single door. 1000 mm & 1200 mm width double leaf door
- Cutout / customization charges will be extra
- For extra accessories, please contact nearest branch office.

TCE Series Enclosure..... BCH

TCE Series Enclosure Code Selection |

Example:-

TCE	06	18	05	-	001
	↓	↓	↓		↓
TCE Series of Enclosure	Width	Height	Depth		Version

Sizes Available |

Width	Height	Depth
06-600 W	18-1800 H	04-400 D
08-800 W	20-2000 H	05-500 D
10-1000 W	22-2200 H	06-600 D
12-1200 W		08-800 D

Version Details |

001	002	003	004	005
Structure: Front Door with Hinge Rear Bolted Cover STD Gland Plate Top Cover Eye Bolt 01 Mounting Plate	Structure: Front Door with Hinge Rear Door with Hinge STD Gland Plate Top Cover Eye Bolt 01 Mounting Plate	Structure: Front Door with Hinge Rear Bolted Cover STD Gland Plate Top Cover Eye Bolt No Mounting Plate	Structure: Front Door with Hinge Rear Door with Hinge STD Gland Plate Top Cover Eye Bolt No Mounting Plate	Structure: Front Door with Hinge Rear Door with Hinge STD Gland Plate Top Cover Eye Bolt 2 Mounting Plate

* List Prices are Ex-works Faridabad. For detail Refer Enclosure Selling Terms & Conditions on page no.113.

***GST to be charged extra**

TCE Series Enclosure.....BCH

Technical Particulars for TCE Series

IP66-IK10 for single door enclosure

IP65-IK10 for double door enclosure

Structure made up with 2.0mm CRCA

Door made up with 2.0mm CRCA and covers made up with 1.6mm CRCA

Bottom 3-part cable entry provision as standard and made up with 2.0mm GPSP

Mounting plate with sliding arrangement and made up with 3.0mm CRCA.

Push fit Die casted hinge provided at doors.

Door with Interchangeability features (LHS/RHS)

4-point locking provides as standards

Separate locking at LHS door with swing handle

Door stiffener with provision of drilling holes for wiring harness.

Eye bolt as standard for lifting

Modular Plinth (optional) 100mm Height with Black finish

Side Covers – Pair consisting of 1no. LHS and 1no. RHS cover

Surface finish to enclosure RAL-7035 and Mounting plate RAL-2000



Note: up to 800 mm width single door
1000 mm & 1200 mm width double door

IK 10



CE

** List Prices are Ex-works Faridabad. For detail Refer Enclosure Selling Terms & Conditions on page no.113.*

***GST to be charged extra**

TCE Series Enclosure..... BCH

HSN Code: 8538

Size of Enclosure in mm			Cat No.	Enclosure Version*				
Width (H)	Height (H)	Depth (D)		VER-001 LP[₹]	VER-002 LP[₹]	VER-003 LP[₹]	VER-004 LP[₹]	VER-005 LP[₹]
600	1800	400	TCE061804	24885	27725	19770	22825	
800	1800	400	TCE081804	29730	32625	22605	26130	
1000	1800	400	TCE101804	40925	44105	31740	34715	
1200	1800	400	TCE121804	45990	51370	35680	39545	
600	1800	500	TCE061805	26005	28625	21090	23710	
800	1800	500	TCE081805	30280	34085	24200	27100	
1000	1800	500	TCE101805	42030	45225	33115	36505	
1200	1800	500	TCE121805	46865	53250	37540	42180	
800	1800	600	TCE081806	32285	33880	26275	28760	39355
800	1800	800	TCE081808	33685	37060	28020	31385	44960
600	2000	400	TCE062004	26825	30155	20600	24475	
800	2000	400	TCE082004	31225	34290	23860	27085	
1000	2000	400	TCE102004	44720	47220	34770	37185	
1200	2000	400	TCE122004	48040	53100	38440	43570	
600	2000	500	TCE062005	28475	30835	23370	26415	
800	2000	500	TCE082005	31945	35260	24615	28065	
1000	2000	500	TCE102005	44245	49510	35260	39125	
1200	2000	500	TCE122005	48380	53250	38030	42180	
600	2000	600	TCE062006	28900	31740	24750	27590	38190
800	2000	600	TCE082006	33050	36015	26540	29515	42750
1000	2000	600	TCE102006	44950	51575	35805	41745	62530
1200	2000	600	TCE122006	49340	54695	39955	45075	66415
600	2000	800	TCE062008	29730	31945	24830	27930	41610
800	2000	800	TCE082008	34430	36980	28135	30815	45030
1000	2000	800	TCE102008	49340	52610	38030	42180	61445
1200	2000	800	TCE122008	51860	57525	42600	46865	68630
600	2200	600	TCE062206	32570	35680	25855	30690	42750
800	2200	600	TCE082206	36855	39275	29665	32705	45830
1000	2200	600	TCE102206	51025	54960	41930	45860	64240
1200	2200	600	TCE122206	53020	59190	41210	46045	73620
600	2200	800	TCE062208	35510	38520	27245	31455	40985
800	2200	800	TCE082208	42865	45360	32910	35805	49590
1000	2200	800	TCE102208	54345	58550	44105	47435	68230
1200	2200	800	TCE122208	58780	62085	48130	51370	76950

* List Prices are Ex-works Faridabad. For detail Refer Enclosure Selling Terms & Conditions on page no.113.

***GST to be charged extra**

TCE Series Enclosure..... BCH

TCE Bottom Plinth 100mm Height

HSN Code: 8538

Size in MM		Cat No	LP[₹]
Width (H)	Depth (D)		
600	400	TCEPL0604	2235
800	400	TCEPL0804	2555
1000	400	TCEPL1004	2860
1200	400	TCEPL1204	3135
600	500	TCEPL0605	2395
800	500	TCEPL0805	2690
1000	500	TCEPL1005	3010
1200	500	TCEPL1205	3270
600	600	TCEPL0606	2530
800	600	TCEPL0806	2815
1000	600	TCEPL1006	3110
1200	600	TCEPL1206	3395
600	800	TCEPL0608	2815
800	800	TCEPL0808	3110
1000	800	TCEPL1008	3365
1200	800	TCEPL1208	3695



TCE Side Panel

HSN Code: 8538

Size in MM		Cat No	LP[₹]
Height (H)	Depth (D)		
1800	400	TCESP0418	4470
1800	500	TCESP0518	5185
1800	600	TCESP0618	5770
1800	800	TCESP0818	7695
2000	400	TCESP0420	4800
2000	500	TCESP0520	5645
2000	600	TCESP0620	6270
2000	800	TCESP0820	8070
2200	600	TCESP0622	7260
2200	800	TCESP0822	9440

*Baying kit (TCE-14280) Rs. 1655/- is also available for Enclosure Version. For extra accessories, please contact nearest branch office.

MOQ-Minimum order quantity in nos.


Note: Cutout charges will be extra

Freight charges will be extra at actuals

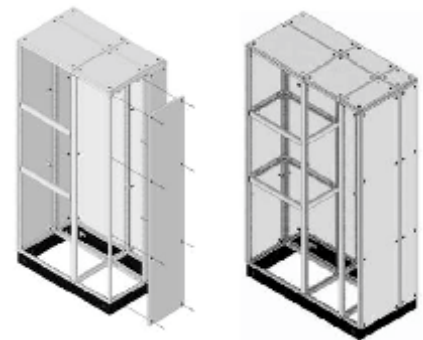
* List Prices are Ex-works Faridabad. For detail Refer Enclosure Selling Terms & Conditions on page no.113.

***GST to be charged extra**


Highlights of **BCH** Compartmentalized **MCC / PCC / PMCC** Solution (Fixed & Drawed Type)




- 100% Modular Structure; can be dispatched in flat pack.
- Flexible compartmentalized - up to From 4.
- IP 54 degree of protection with polyurethane foam gasket.
- Compartment size available from 200mm height & multiplies of 100mm.
- Additional accessories like Cable support, Busbar support, Limit Switch and Lamp brackets are available.
- Adjustable mounting plates (Depth wise at the pitch of 25mm).
- Panel can be expanded in all 3 dimensions and bayed together by using Baying Kit.
- All Structure members (Corner & Cross bar) having M6 extrude hole at 25mm intervals, No need of any Captive hardware.
- Standard Module dimension for Drawout Enclosures.
 - ▷ Single Front :- 900(W) x 2400(H) x 600(D)
 - ▷ Double Front :- 900(W) x 2400(H) x 1200(D)
- Draw-out feeder available from 200mm height (2SU) to 800mm height (8SU).
- Colours :- RAL-7035 (Structure finish) for structure, doors, covers & internal parts RAL-2000 (smooth finish) for Mounting plates, Ral-9000 (Smooth Finish) for Plinth.
- Sheet thickness 2.0mm GPSP for structure, 2.0mm CRCA for Mounting Plate & Mounting rail, 1.6mm CRCA for Doors & Covers, 1.2mm CRCA for Separation plates.



BCH Control Desk





Key Attributes:


- Aesthetic & robust construction
- Mounting Fan /s in top doesn't take usable "U" space.
- Special type of Wallmounting hardware.
- Provision for earthing available in the cabinets.
- Highly corrosion resistant in nature.
- Power coated to shade RAL : 7035 structure finish.

19" Wall Mount Racks

HSN Code : 8538

Dimensions (H x W x D) mm	MOQ Nos.	Cat. No.	List Price [₹]
6UX550X400	1	BIL-W-6-5504	4475
9UX550X400	1	BIL-W-9-5504	5395
6UX550X500	1	BIL-W-6-5505	4940
9UX550X500	1	BIL-W-9-5505	5755
12UX550X500	1	BIL-W-12-5505	6395
15UX550X500	1	BIL-W-15-5505	7525

MOQ-Minimum order quantity in nos.
 Standard Configuration: Wallmount cabinet, 2-Pairs of 19" rail.
Notes : Accessories viz. Shelves, Fans, power strips, cable managers captive H/W & wall mounting hardware etc. will be extra as per the accessories list furnished in the price list.
 Wall mount racks price do not include freight & will be extra at actuals



Key Attributes:

- Floor mounting robust design.
- Lockable & removable side panels.
- 2-pairs of adjustable 19" rails.
- Front door with toughened glass & perforation.
- High load bearing capacity.
- Rear vented door.
- Provision for fan mounting in top which doesn't take usable "U" Space.
- Superior cable management facility in extra wide racks.
- 4-integrated vertical cable managers are default design of 800mm wide racks.
- Rear space saving split door with 3-point secure locking in extra wide (800mm) racks.
- Power coated to shade RAL : 7035 structure finish.

19" Networking Racks

HSN Code : 8538

Dimensions (H x W x D) mm	MOQ Nos.	Cat. No.	List Price [₹]
24U X 600 X 600	1	BIL-N-062406	25030
24U X 600 X 800	1	BIL-N-062408	27675
24U X 800 X 600	1	BIL-N-082406	31365
24U X 800 X 800	1	BIL-N-082408	34280
30U X 600 X 600	1	BIL-N-063006	27675
30U X 600 X 800	1	BIL-N-063008	30320
30U X 800 X 600	1	BIL-N-083006	34280
30U X 800 X 800	1	BIL-N-083008	37575
36U X 600 X 600	1	BIL-N-063606	30320
36U X 600 X 800	1	BIL-N-063608	33615
36U X 800 X 600	1	BIL-N-083606	37585
36U X 800 X 800	1	BIL-N-083608	40815
42U X 600 X 600	1	BIL-N-064206	34945
42U X 600 X 800	1	BIL-N-064208	37445
42U X 800 X 600	1	BIL-N-084206	41125
42U X 800 X 800	1	BIL-N-084208	45470
45U X 600 X 600	1	BIL-N-064506	40210
45U X 600 X 800	1	BIL-N-064508	42200
45U X 800 X 600	1	BIL-N-084506	44155
45U X 800 X 800	1	BIL-N-084508	48115

MOQ-Minimum order quantity in nos.
Notes : 1) Networking racks price do not include freight & this will be extra at actuals.
 For more details visit : www.bchindia.com/technorack

** List Prices are Ex-works Faridabad. For detail Refer Enclosure Selling Terms & Conditions on page no.113.*

***GST to be charged extra**

19" Server Racks

HSN Code : 8538

Key Attributes:

- Floor mounting robust design.
- Lockable & removable side panels.
- 2-pairs of adjustable 19" rails.
- Front door with toughened glass & perforation.
- High load bearing capacity.
- Rear vented door.
- Provision for fan mounting in top which doesn't take usable "U" Space.
- Superior cable management facility in extra wide racks.
- 4-integrated vertical cable managers are default design of 800mm wide racks.
- Rear space saving split door with 3-point secure locking
- locking in extra wide (800mm) racks.
- Power coated to shade RAL : 7035 structure finish.

Dimensions (H x W x D) mm	MOQ Nos.	Cat. No.	List Price [₹]
24U X 600 X 900	1	BIL-S-062409	28280
24U X 600 X 1000	1	BIL-S-062410	30050
30U X 600 X 900	1	BIL-S-063009	31975
30U X 600 X 1000	1	BIL-S-063010	33220
36U X 600 X 900	1	BIL-S-063609	35060
36U X 600 X 1000	1	BIL-S-063610	36925
42U X 600 X 900	1	BIL-S-064209	39420
42U X 600 X 1000	1	BIL-S-064210	41920
42U X 800 X 1000	1	BIL-S-084210	48245
45U X 600 X 900	1	BIL-S-064509	45555
45U X 600 X 1000	1	BIL-S-064510	48200

MOQ - Minimum order quantity in nos.

Notes: Server racks price do not include freight & this will be extra at actuals.

STANDARD CONFIGURATION: Basic frame, Top & bottom, Front Glass door with perforation, Rear vented door, Lockable & detachable side panels, 2-Pairs of 19" rails with depth members.



Key Attributes:

- Includes 1-Pair of 21" rails.
- Integrated side panels.
- Grouting arrangements along with grouting bolts as std. BOM
- Provision for power & detachable Cable entry/exit in top & bottom.
- Power coated to shade RAL : 7035 structure finish.

ETSI Racks

HSN Code : 8538

Dimensions (H x W x D) mm	MOQ Nos.	Cat. No.	List Price [₹]
2200 X 600 x 300	1	ITE-062203	10160
2200 X 600 x 600	1	ITE-062206	16350

MOQ - Minimum order quantity in nos.

Notes: Above ETSI configuration do not include front & rear door and covers.

All other accessories will be extra & will be furnished on request.
The prices mentioned above do not include freight.



Key Attributes:

- 1-Pair of vertical cable manager is default design.
- Surface pretreated and advance powder coated
- Grouting bolts as std. BOM.
- Power coated to shade RAL : 7035 structure finish.

19" Open Racks

HSN Code : 8538

Dimensions (H x W) mm	MOQ Nos.	Cat. No.	List Price [₹]
36U X 600	1	ITE-OF-0636	6600
45U X 600	1	ITE-OF-0645	7780

MOQ - Minimum order quantity in nos.

Notes: 1) Above Open Rack configuration does not include Shelves, Doors and Covers. All other accessories prices will be extra and will be furnished on request.

2) The Prices above do not include Freight and this will be extra at actuals.

For more details, visit : www.bchindia.com/technorack

* List Prices are Ex-works Faridabad. For detail Refer Enclosure Selling Terms & Conditions on page no.113.

***GST to be charged extra**

Accessories for 19" Racks

Fixed Shelf/Stationary Shelf

- Compatible to keep monitor, servers, non 19" Networking & allied equipments.

Key-Board Tray

- Sliding & rotatory type.

Canteliver Shelf

- It can accommodate light weighted networking & allied equipments like modem, routers etc.

Equipment Support Angle

- "L" type angles. Useful to keep non 19" heavy duty equipment in rack mounting position.

Sliding Shelf

- Useful to keep servers, networking & allied equipment which are required to slide out for operational & other purpose.

Fans/Fan Tray

- 220V 90 CFM Capacity. Can be mounted at the top either directly or through Fan housing unit (Fan Tray)

6-Point 5A Hor. Power Strip

- All universal type socket along with on/off switch with fuse & indicator. Internal strips are made up of Berellium copper that has high rate of heat & mechanical tolerance.
- Other 5A or 5/15A Power strips have Indian style (Anchor) Sockets with on/off switch/MCB.

Castors

- 1-Set includes 4Nos. of castors, 2Nos. with foot operated brake & remaining 2 are free.

Levelling Feet

- 1-Set includes 4Nos. of Levelling Feet.

Stability Plate

- It Prevents the racks from toppling while taking out heavy duty servers.

Shelves

HSN Code : 8538

Description	Cat No.	List Price [₹]
Fixed Shelf (600mmD)	BIL-A-FS-L-06	1140
Fixed Shelf (800mmD)	BIL-A-FS-L-08	1760
Fixed Shelf (900mmD)	BIL-A-FS-L-09	1955
Fixed Shelf (1000mmD)	BIL-A-FS-L-10	2105
Modem Tray	BIL-A-MD	1080
Key board tray (Sliding & Rotatory)	BIL-A-KB-06	3365
Canteliver Shelf (1U)	BIL-A-CS-1	680
Canteliver Shelf (2U)	BIL-A-CS-2	1015
Equipment Support Angle (600mmD)	BIL-A-ESA-06	420
Equipment Support Angle (800mmD)	BIL-A-ESA-08	475
Equipment Support Angle (900mmD)	BIL-A-ESA-09	595
Equipment Support Angle (1000mmD)	BIL-A-ESA-10	690
Sliding Shelf (900mmD)	BIL-A-SS-09	3365
Sliding Shelf (1000mmD)	BIL-A-SS-10	3495

Thermal Management

HSN Code : 8538

Description	Cat No.	List Price [₹]
1-Fan (Direct mounted)	BIL-A-SF	1140
Fan-tray with 2-Fans (FHU)	BIL-A-FHU-2FANS	2435
Fan-tray with 4-Fans (FHU)	BIL-A-FHU-4FANS	4240

Cable Management

HSN Code : 8538

Description	Cat No.	List Price [₹]
Horizontal Cable Manager (1U)	BIL-A-HCM-1U	270
Horizontal Cable Manager (2U)	BIL-A-HCM-2U	335
Vertical Cable Manager (24U)	BIL-A-VCM-24U	420
Vertical Cable Manager (30U)	BIL-A-VCM-30U	540
Vertical Cable Manager (36U)	BIL-A-VCM-36U	615
Vertical Cable Manager (42U)	BIL-A-VCM-42U	680
Vertical Cable Manager (45U)	BIL-A-VCM-45U	745

Power Management

HSN Code : 8538

Description	Cat No.	List Price [₹]
6-Point 5Amp Horizontal Power Strip (19")	BIL-A-HPS-5AMP	1110
5-Point 5/15Amp Horizontal Power Strip (19")	BIL-A-HPS-15AMP	1480
12-Point 5Amp Vertical Power Strip	BIL-A-12VPS-5AMP	2165
10-Point 5/15Amp Vertical Power Strip	BIL-A-10VPS-15AMP	2490
Earth continuity Kit (Earthing Kit)	BIL-A-ECT	840

Stability Management

HSN Code : 8538

Description	Cat No.	List Price [₹]
Castors (1-Set) Heavy Duty	BIL-A-CAS-HD	4065
Castors (1-Set) Light Duty	BIL-A-CAS	3235
Levelling Feet (1-Set)	BIL-A-LF	550
Stability Plate	BIL-A-SP	2040

Miscellaneous

HSN Code : 8538

Description	Cat No.	List Price [₹]
BAYING KIT	BIL-A-BK	400
BLANKING PANEL (1U)	BIL-A-BP-1U	185
BLANKING PANEL (2U)	BIL-A-BP-2U	245
BLANKING PANEL (3U)	BIL-A-BP-3U	315
BLANKING PANEL (4U)	BIL-A-BP-4U	385
BLANKING PANEL (5U)	BIL-A-BP-5U	430
Captive H/w (set of 10)	BIL-A-Captive-M6	185
Wallmounting H/w (set of 4)	BIL-A-wallmounting W	195

Notes : Packing & forwarding will be extra if accessories are ordered separately.

* List Prices are Ex-works Faridabad. For detail Refer Enclosure Selling Terms & Conditions on page no.113.

***GST to be charged extra**

Wires & Cables

- **3-Core Flat Cables for Submersible Pump Applications**
- **Single & Multi Core PVC Flexible Cables**
- **FR & FRLS Cables**
- **Shielded Cables**



Wires & Cables BCH

BCH Three Core Flat Cables with annealed bare & bunched copper conductor insulated & sheathed with PVC for submersible pump motors for voltage grade 1100 V as per I.S. 694 / 2010, conforming & marked with I.S. 694 / 2010 upto 35 sqmm.

3 Core Flat Cable PVC Insulated Type CS- 500 Mtrs MOQ

HSN Code : 8544

BCH Code	Flat Cable	LP Per 500 Mtrs in [₹]	Remark
CS0010BM	1.0 Sqmm x 3 core Flat cable	On request	Also Available in 100 mtrs & 1000 mtrs
CS0015BM	1.5 Sqmm x 3 core Flat cable	On request	
CS0025BM	2.5 Sqmm x 3 core Flat cable	On request	
CS0040BM	4.0 Sqmm x 3 core Flat cable	On request	
CS0060BM	6.0 Sqmm x 3 core Flat cable	On request	
CS0080BM	8.0 Sqmm x 3 core Flat cable	On request	
CS0100BM	10 Sqmm x 3 core Flat cable	On request	
CS0160BM	16 Sqmm x 3 core Flat cable	On request	
CS0250BM	25 Sqmm x 3 core Flat cable	On request	
CS0350BM	35 Sqmm x 3 core Flat cable	On request	

BCH Three Core Flat Cables with annealed bare & bunched copper conductor insulated & thick sheathed with PVC for submersible pump motors for voltage grade 1100 V as per I.S. 694 / 2010, conforming & marked with I.S. 694 / 2010 upto 16.0 sqmm.

3 Core Flat Cable PVC Insulated Thick Type CFT- 500 Mtrs MOQ

HSN Code : 8544

BCH Code	Flat Cable	LP Per 500 Mtrs in [₹]	Remark
CFT-03-0010BM	1.0 Sqmm x 3 core Flat cable Thick	On request	Also Available in 100 mtrs & 1000 mtrs
CFT-03-0015BM	1.5 Sqmm x 3 core Flat cable Thick	On request	
CFT-03-0025BM	2.5 Sqmm x 3 core Flat cable Thick	On request	
CFT-03-0040BM	4.0 Sqmm x 3 core Flat cable Thick	On request	
CFT-03-0060BM	6.0 Sqmm x 3 core Flat cable Thick	On request	
CFT-03-0100BM	10 Sqmm x 3 core Flat cable Thick	On request	
CFT-03-0160BM	16 Sqmm x 3 core Flat cable Thick	On request	

BCH Three Core Flat Cables with annealed bare & bunched copper conductor XLPE insulated & PVC sheathed for submersible pump motors of voltage grade 1100 V. suitable for heavy duty usage and areas having frequent supply undervoltage / overvoltage conditions upto 16.0 sqmm.

3 Core Flat Cable XLPE Insulated Type CFTX- 500 Mtrs MOQ

HSN Code : 8544

BCH Code	Flat Cable	LP Per 500 Mtrs in [₹]	Remark
CFTX-03-0015BM	1.5 Sqmm x 3 core Flat cable XLPE insulated Thick	On request	Also Available in 100 mtrs & 1000 mtrs
CFTX-03-0025BM	2.5 Sqmm x 3 core Flat cable XLPE insulated Thick	On request	
CFTX-03-0040BM	4.0 Sqmm x 3 core Flat cable XLPE insulated Thick	On request	
CFTX-03-0060BM	6.0 Sqmm x 3 core Flat cable XLPE insulated Thick	On request	
CFTX-03-0080BM	8.0 Sqmm x 3 core Flat cable XLPE insulated Thick	On request	
CFTX-03-0100BM	10 Sqmm x 3 core Flat cable XLPE insulated Thick	On request	
CFTX-03-0160BM	16 Sqmm x 3 core Flat cable XLPE insulated Thick	On request	

3 Core Flat Cable XLPE Insulated Thick with higher copper conductor Type CFTHX- 500 Mtrs MOQ

HSN Code : 8544

BCH Code	Flat Cable	LP Per 500 Mtrs in [₹]	Remark
CFTHX-03-0040BM	4.0 Sqmm x 3 core Flat cable XLPE insulated Thick with higher copper conductor	On request	Also Available in 100 mtrs & 1000 mtrs
CFTHX-03-0060BM	6.0 Sqmm x 3 core Flat cable XLPE insulated Thick with higher copper conductor	On request	

Note : For price, please contact our nearest sales office.

Wires & Cables BCH

Single & Multi Core PVC Flexible Cables As Per IS 694: 2010 - With ISI Marking HSN Code : 8544

- Individual conductors drawn from 99.98% bright electrolytic grade copper with more than 100% conductivity
- Special formulation of PVC compounds as per IS 5831:2013 ensures longer and trouble free service life.
- Use only RoHS insulation and sheathing compounds. Ensures cleaner environment and better health.
- Online measurement and monitoring of O.D., core dia and dielectric strength.
- Suitable for -15 to +70°C.

Cat. No.	Conductor Area (nominal)	Safe Current Carrying Capacity 2 wires, Single Phase		LP Per 100 mtrs in [₹]
		In conduit / Trunking (Amp.)	Unenclosed clipped directly to a surface or on cable tray (Amp.)	
Single Core	(Sq. mm)	(Amp.)	(Amp.)	
CR01-0005A-AAA	0.5	4	4.5	On request
CR01-0008A-AAA	0.75	7	8	On request
CR01-0010A-AAA	1	11	12	On request
CR01-0015A-AAA	1.5	13	16	On request
CR01-0025A-AAA	2.5	18	22	On request
CR01-0040A-AAA	4	24	29	On request
CR01-0060A-AAA	6	31	37	On request
CR01-0100A-AAA	10	42	51	On request
CR01-0160A-AAA	16	57	68	On request
CR01-0250A-AAA	25	71	86	On request
CR01-0350A-AAA	35	91	100	On request
CR01-0500A-AAA	50	120	145	On request
HSN Code : 8544				
CR01-0700A-AAA	70	-	214	On request
CR01-0950A-AAA	95	-	260	On request
CR01-1200A-AAA	120	-	305	On request
CR01-1500A-AAA	150	-	355	On request
CR01-1850A-AAA	185	-	415	On request
CR01-2400A-AAA	240	-	500	On request
CR01-3000A-AAA	300	-	560	On request

Individual conductors drawn from 99.98% bright electrolytic grade copper with more than 100% conductivity
Note : Standard packing of 100m, 500m & 1000m available. For price of 500m & 1000m , please contact nearest sales office.

Single Core FR PVC Flexible Cables As Per IS 694: 2010 - With ISI Marking HSN Code : 8544

Cat. No.	Conductor Area (nominal)	Safe Current Carrying Capacity 2 wires, Single Phase		LP Per 90 / 100 mtrs in [₹]
		In conduit / Trunking (Amp.)	Unenclosed clipped directly to a surface or on cable tray (Amp.)	
Single Core	(Sq. mm)	(Amp.)	(Amp.)	
CRFR01-0005D-AAA	0.5	4	4.5	On request
CRFR01-0008D-AAA	0.75	7	8	On request
CRFR01-0010D-AAA	1	11	12	On request
CRFR01-0015D-AAA	1.5	13	16	On request
CRFR01-0025D-AAA	2.5	18	22	On request
CRFR01-0040D-AAA	4	24	29	On request
CRFR01-0060D-AAA	6	31	37	On request
CRFR01-0100D-AAA	10	42	51	On request
CRFR01-0160A-AAA*	16	57	68	On request
CRFR01-0250A-AAA*	25	71	86	On request
CRFR01-0350A-AAA*	35	91	100	On request
CRFR01-0500A-AAA*	50	120	145	On request

Note: Standard packing of 90m, 100m, 180m & 270m available. For prices of 90m, 100m, 180m & 270m, please contact nearest sales office.
 All sizes 16 Sq.mm & above will be in 100 mtrs packing

Single Core FRLS Flexible Cables As Per IS 694: 2010-With ISI Marking HSN Code : 8544

Cat. No.	Conductor Area (nominal)	Safe Current Carrying Capacity 2 wires		LP Per 90 / 100 mtrs in [₹]
		In conduit / Trunking (Amp.)	Unenclosed clipped directly to a surface or on cable tray (Amp.)	
Single Core	(Sq. mm)	(Amp.)	(Amp.)	
CRLS01-0005D-AAA	0.5	4	4.5	On request
CRLS01-0008D-AAA	0.75	7	8	On request
CRLS01-0010D-AAA	1	11	12	On request
CRLS01-0015D-AAA	1.5	13	16	On request
CRLS01-0025D-AAA	2.5	18	22	On request
CRLS01-0040D-AAA	4	24	29	On request
CRLS01-0060D-AAA	6	31	37	On request
CRLS01-0100D-AAA	10	42	51	On request
CRLS01-0160A-AAA*	16	57	68	On request
CRLS01-0250A-AAA*	25	71	86	On request
CRLS01-0350A-AAA*	35	91	100	On request
CRLS01-0500A-AAA*	50	120	145	On request

Note: Standard packing of 90m, 100m, 180m & 270m available. For prices of 90m, 100m, 180m & 270m, please contact nearest sales office.
 All sizes 16 Sq.mm & above will be in 100 mtrs packing

Standard packing of 16 sqmm & above shall be in lengths of 100m each size / colour.

* Prices are for 100 mtr coils.

Standard packing of 16 sqmm & above shall be in lengths of 100m each size / colour.

* Prices are for 100 mtr coils.

Wires & Cables BCH

Multi Core PVC Flexible Cables

HSN Code : 8544

Conductor area (Normal)	Cat. No. 2 Core	LP per 100 Mtrs	Cat. No. 3 Core	LP per 100 Mtrs	Cat. No. 4 Core	LP per 100 Mtrs	Current Rating (Amps)
0.5 sqmm	CR02-0005A-AAA-M	On request	CR03-0005A-AAA-M	On request	CR04-0005A-AAA-M	On request	4
0.75 sqmm	CR02-0008A-AAA-M	On request	CR03-0008A-AAA-M	On request	CR04-0008A-AAA-M	On request	7
1.0 sqmm	CR02-0010A-AAA-M	On request	CR03-0010A-AAA-M	On request	CR04-0010A-AAA-M	On request	12
1.5 sqmm	CR02-0015A-AAA-M	On request	CR03-0015A-AAA-M	On request	CR04-0015A-AAA-M	On request	15
2.5 sqmm	CR02-0025A-AAA-M	On request	CR03-0025A-AAA-M	On request	CR04-0025A-AAA-M	On request	20
4.0 sqmm	CR02-0040A-AAA-M	On request	CR03-0040A-AAA-M	On request	CR04-0040A-AAA-M	On request	27
6.0 sqmm	CR02-0060A-AAA-M	On request	CR03-0060A-AAA-M	On request	CR04-0060A-AAA-M	On request	35
10 sqmm	CR02-0100A-AAA-M	On request	CR03-0100A-AAA-M	On request	CR04-0100A-AAA-M	On request	46
16 sqmm	CR02-0160A-AAA-M	On request	CR03-0160A-AAA-M	On request	CR04-0160A-AAA-M	On request	62
25 sqmm	CR02-0250A-AAA-M	On request	CR03-0250A-AAA-M	On request	CR04-0250A-AAA-M	On request	80
35 sqmm	CR02-0350A-AAA-M	On request	CR03-0350A-AAA-M	On request	CR04-0350A-AAA-M	On request	102
50 sqmm	CR02-0500A-AAA-M	On request	CR03-0500A-AAA-M	On request	CR04-0500A-AAA-M	On request	138

Conductor area (Normal)	Cat. No. 5 Core	LP per 100 Mtrs	Cat. No. 6 Core	LP per 100 Mtrs	Cat. No. 7 Core	LP per 100 Mtrs	Current Rating (Amps)
0.5 sqmm	CR05-0005A-AAA-M	On request	CR06-0005A-AAA-M	On request	CR07-0005A-NAA-M	On request	4
0.75 sqmm	CR05-0008A-AAA-M	On request	CR06-0008A-AAA-M	On request	CR07-0008A-NAA-M	On request	7
1.0 sqmm	CR05-0010A-AAA-M	On request	CR06-0010A-AAA-M	On request	CR07-0010A-NAA-M	On request	12
1.5 sqmm	CR05-0015A-AAA-M	On request	CR06-0015A-AAA-M	On request	CR07-0015A-NAA-M	On request	15
2.5 sqmm	CR05-0025A-AAA-M	On request	CR06-0025A-AAA-M	On request	CR07-0025A-NAA-M	On request	20
4.0 sqmm	CR05-0040A-AAA-M	On request	CR06-0040A-AAA-M	On request	CR07-0040A-NAA-M	On request	27
6.0 sqmm	CR05-0060A-AAA-M	On request					35

Conductor area (Normal)	Cat. No. 8 Core	LP per 100 Mtrs	Cat. No. 10 Core	LP per 100 Mtrs	Cat. No. 12 Core	LP per 100 Mtrs	Current Rating (Amps)
0.5 sqmm	CR08-0005A-NAA-M	On request	CR10-0005A-NAA-M	On request	CR12-0005A-NAA-M	On request	4
0.75 sqmm	CR08-0008A-NAA-M	On request	CR10-0008A-NAA-M	On request	CR12-0008A-NAA-M	On request	7
1.0 sqmm	CR08-0010A-NAA-M	On request	CR10-0010A-NAA-M	On request	CR12-0010A-NAA-M	On request	12
1.5 sqmm	CR08-0015A-NAA-M	On request	CR10-0015A-NAA-M	On request	CR12-0015A-NAA-M	On request	15
2.5 sqmm	CR08-0025A-NAA-M	On request	CR10-0025A-NAA-M	On request	CR12-0025A-NAA-M	On request	20
4.0 sqmm	CR08-0040A-NAA-M	On request	CR10-0040A-NAA-M	On request	CR12-0040A-NAA-M	On request	27

Conductor area (Normal)	Cat. No. 14 Core	LP per 100 Mtrs	Cat. No. 16 Core	LP per 100 Mtrs	Cat. No. 19 Core	LP per 100 Mtrs	Current Rating (Amps)
0.5 sqmm	CR14-0005A-NAA-M	On request	CR16-0005A-NAA-M	On request	CR19-0005A-NAA-M	On request	4
0.75 sqmm	CR14-0008A-NAA-M	On request	CR16-0008A-NAA-M	On request	CR19-0008A-NAA-M	On request	7
1.0 sqmm	CR14-0010A-NAA-M	On request	CR16-0010A-NAA-M	On request	CR19-0010A-NAA-M	On request	12
1.5 sqmm	CR14-0015A-NAA-M	On request	CR16-0015A-NAA-M	On request	CR19-0015A-NAA-M	On request	15
2.5 sqmm	CR14-0025A-NAA-M	On request	CR16-0025A-NAA-M	On request	CR19-0025A-NAA-M	On request	20
4.0 sqmm	CR14-0040A-NAA-M	On request	CR16-0040A-NAA-M	On request	CR19-0040A-NAA-M	On request	27

Conductor area (Normal)	Cat. No. 24 Core	LP per 100 Mtrs	Cat. No. 25 Core	LP per 100 Mtrs	Cat. No. 30 Core	LP per 100 Mtrs	Current Rating (Amps)
0.5 sqmm	CR24-0005A-NAA-M	On request	CR25-0005A-NAA-M	On request	CR30-0005A-NAA-M	On request	4
0.75 sqmm	CR24-0008A-NAA-M	On request	CR25-0008A-NAA-M	On request	CR30-0008A-NAA-M	On request	7
1.0 sqmm	CR24-0010A-NAA-M	On request	CR25-0010A-NAA-M	On request	CR30-0010A-NAA-M	On request	12
1.5 sqmm	CR24-0015A-NAA-M	On request	CR25-0015A-NAA-M	On request	CR30-0015A-NAA-M	On request	15
2.5 sqmm	CR24-0025A-NAA-M	On request	CR25-0025A-NAA-M	On request	CR30-0025A-NAA-M	On request	20
4.0 sqmm	CR24-0040A-NAA-M	On request	CR25-0040A-NAA-M	On request	CR30-0040A-NAA-M	On request	27

Conductor area (Normal)	Cat. No. 36 Core	LP per 100 Mtrs	Current Rating (Amps)
0.5 sqmm	CR36-0005A-NAA-M	On request	4
0.75 sqmm	CR36-0008A-NAA-M	On request	7
1.0 sqmm	CR36-0010A-NAA-M	On request	12
1.5 sqmm	CR36-0015A-NAA-M	On request	15
2.5 sqmm	CR36-0025A-NAA-M	On request	20
4.0 sqmm	CR36-0040A-NAA-M	On request	27

The conductor construction given above is indicative only and will be such that all requirements of strand diameter and conductor resistance as per IS 694:2010 and IS 8130:2013 are met.

Sizes 0.5 to 35 Sq. mm from 2 to 4 cores with ISI mark, rest all generally conforming to the IS. Standard packing available in 100 meter coils, longer lengths on drums (500m to 1000m)

Power Factor Control Products

- **LT Power Capacitors - Cylindrical Type**
- **LT Power Capacitors - Box Type**
- **Freedom Series Capacitor Duty Contactor**
- **Super Heavy Duty Box Type Capacitor**
- **Detuned Reactors**
- **Thyristor Switched Module**
- **Automatic Power Factor Controllers (APFC)
& Intelligent Power Factor Controllers (IPFC)**
- **Network Analysers**
- **APFC Panels**



LT Power Capacitors..... BCH

MPP Can type capacitors



MPP Can Type Capacitors(with ISI Mark) (440V)

HSN Code : 8532

KVAR	Normal Duty		Heavy Duty	
	Cat. No.	MRP [₹]	Cat. No.	MRP [₹]
1	BCHMCN001B	280	BCHMCH001B	390
2	BCHMCN002B	560	BCHMCH002B	780
3	BCHMCN003B	840	BCHMCH003B	1170
4	BCHMCN004B	1125	BCHMCH004B	1560
5	BCHMCN005B	1360	BCHMCH005B	1775
7.5	BCHMCN007B	2045	BCHMCH007B	2655
10	BCHMCN010B	2450	BCHMCH010B	3280
12.5	BCHMCN012B	3070	BCHMCH012B	4105
15	BCHMCN015B	3675	BCHMCH015B	4925
20	BCHMCN020B	4905	BCHMCH020B	6575
25	BCHMCN025B	6130	BCHMCH025B	8210

Heavy edge Zn Al Alloy MPP film

MPP Capacitors (IS13340)


MPP capacitors are manufactured using Zn-Al metallized polypropylene film. These modules are provided with pressure interrupter arrangement for safety against bursting due to internal pressure arised due to prolonged high voltage / current. The modules are assembled in aluminium case or CRCA container

.02 - .03 micron metallised layer

MPP Box Type Capacitors(with ISI Mark) (440V)

HSN Code : 8532

KVAR	Normal Duty		Heavy Duty	
	Cat. No.	MRP [₹]	Cat. No.	MRP [₹]
1	BCHMBN001B	305	BCHMBH001B	390
2	BCHMBN002B	610	BCHMBH002B	780
3	BCHMBN003B	915	BCHMBH003B	1175
4	BCHMBN004B	1215	BCHMBH004B	1565
5	BCHMBN005B	1435	BCHMBH005B	1845
7.5	BCHMBN007B	2155	BCHMBH007B	2765
10	BCHMBN010B	2865	BCHMBH010B	3685
12.5	BCHMBN012B	3590	BCHMBH012B	4610
15	BCHMBN015B	4305	BCHMBH015B	5535
20	BCHMBN020B	5735	BCHMBH020B	7380
25	BCHMBN025B	7170	BCHMBH025B	9225



Price of 480V & 525V Capacitors available on request.

LT Power Capacitors..... BCH



APP Box Type Single Layer Capacitors & Super Heavy Duty Box Type Capacitors (with ISI Mark) (440V)

HSN Code : 8532

KVAR	APP Capacitor		SHD Capacitor	
	Cat. No.	MRP [₹]	Cat. No.	MRP [₹]
1	BCHAPS001B	785	BCHSHD001B	1655
2	BCHAPS002B	1565	BCHSHD002B	3305
3	BCHAPS003B	2345	BCHSHD003B	4960
4	BCHAPS004B	3125	-	-
5	BCHAPS005B	3800	BCHSHD005B	7080
7.5	BCHAPS007B	5705	BCHSHD007B	10635
10	BCHAPS010B	7060	BCHSHD010B	14175
12.5	BCHAPS012B	8830	BCHSHD012B	17715
15	BCHAPS015B	10590	BCHSHD015B	21260
20	BCHAPS020B	14125	BCHSHD020B	28350
25	BCHAPS025B	17665	BCHSHD025B	35435

Double thick double hazy pp film

APP Capacitors


Non self healing APP capacitors manufactured using double hazy and double thick polypropylene films between two electrodes of thick aluminium foil have extended foil construction to ensure low watt losses

Aluminium foil

Price of 480V & 525V Capacitors available on request.

7% Aluminium wound & Copper wound 440V Detuned Reactors


HSN Code : 8504



KVAR	Aluminium wound		Copper wound	
	Cat. No.	MRP [₹]	Cat. No.	MRP [₹]
5	BCHRAL005B	8465	BCHRCU005B	13120
10	BCHRAL010B	10195	BCHRCU010B	15105
15	BCHRAL015B	12620	BCHRCU015B	17550
20	BCHRAL020B	15935	BCHRCU020B	20555
25	BCHRAL025B	17560	BCHRCU025B	23510
50	BCHRAL050B	24555	BCHRCU050B	36780
75	BCHRAL075B	34865	BCHRCU075B	52665
100	BCHRAL100B	40025	BCHRCU100B	66280

Freedom series Capacitor duty contactor (AC Control)

HSN Code : 8536



kVAR rating at 415V 3Ph 50Hz	Cat No.	Aux Contacts	MRP [₹]
5	CCD.05.11.■	1NO+1NC	2150
10	CCD.10.11.■	1NO+1NC	2345
15	CCD.15.11.■	1NO+1NC	3420
20	CCD.20.11.■	1NO+1NC	4010
25	CCD.25.11.■	1NO+1NC	4800
30	CCD.30.11.■	1NO+1NC	7840
40	CCD.40.11.■	1NO+1NC	11960
50	CCD.50.21.■	2NO+1NC	12345
60	CCD.60.21.■	2NO+1NC	14105

■ Standard coil voltages are 24, 110, 220/240 & 380/415 VAC, 50 Hz. For voltage codes refer Table on page 24

LT Power Capacitors..... BCH



Thyristor Switched Module with Visual Circuit Indicator HSN Code : 8538

KVAR	Type	Rated Voltage (V)	Cat. No.	MRP [₹]
5	TSM	440	BCHTSM005	33985
10	TSM	440	BCHTSM010	33985
15	TSM	440	BCHTSM015	33985
20	TSM	440	BCHTSM020	38775
25	TSM	440	BCHTSM025	38775
50	TSM	440	BCHTSM050	48360
75	TSM	440	BCHTSM075	80290
100	TSM	440	BCHTSM100	80290

APFC

Intelligent Power Factor Controllers (IPFC)

Steps	Cat. No.	Voltage	Brief description	MRP [₹]
12 STEP - 3φ	RG3-12C	230V	12 Step intelligent PFC	34395
12 STEP - 3φ	RG3-12CS	230V	12 Step intelligent PFC with RS 485 communication	37900
15 STEP - 3φ	RG3-15C	230V	15 Step , Intelligent PFC relay	36050
15 STEP - 3φ	RG3-15CL	230V	15 Step , Intelligent PFC relay with 3 steps for reactor	On request
15 STEP - 3φ	RG3-15CS	230V	15 Step , Intelligent PFC relay with RS485 communication	43620
15 STEP - 3φ	RG3-15CLS	230V	15 Step , Intelligent PFC relay with 3 steps for reactor and RS485 communication	On request

Note : **RG3-8/12/15 and RG3-12/15CS available in 230V only



- 3-Phase / 3CTs
- Connecting Single-Phase & 3-Phase Capacitors
- Compensation of Each Phase
- Measures : A, Cos-φ, Total W, Total VAr, Total VA, Total KWH, Total KVArh
- Harmonic Measurement (up to 19th)
- THD 1% THD V%
- Programmable THD Protection
- Programmable Discharge Time
- Programmable THD Alarm
- Password Protection for setup
- Overheat Protection (Optional)
- RS-485 Communication (Optional)
- RG-15C - Intelligent relay PFC with smart switching with all 15 steps relay connection
- RG-15C - Intelligent relay PFC with smart switching with all 15 steps relay connection with communication

Automatic Power Factor Controllers (APFC)

Steps	Cat. No.	Voltage	Brief description	MRP [₹]
6 STEP - 1 φ	RG-6T-230-96	230V	PFC (96X96) WITH 6 STEPS , 230 V	13205
6 STEP - 1 φ	RG-6T-415-96	415V	PFC (96X96) WITH 6 STEPS , 415 V	13205
6 STEP - 1 φ	RG-6T-230	230V	PFC (144X144) WITH 6 STEPS, 230 V	13920
6 STEP - 1 φ	RG-6T-415	415V	PFC (144X144) WITH 6 STEPS, 415 V	13920
8 STEP - 1 φ	RG-8T-230	230V	PFC (144X144) WITH 8 STEPS, 230 V	15825
8 STEP - 1 φ	RG-8T-415	415V	PFC (144X144) WITH 8 STEPS, 415 V	15825
8 STEP - 3 φ	RG3-8T-230	230V	PFC 144X144, 8 STEPS, 230V UNABALANCELOAD	21280
12 STEP - 1 φ	RG-12T-230	230V	PFC (144X144) WITH 12 STEPS, 230 V	19815
12 STEP - 1 φ	RG-12T-415	415V	PFC (144X144) WITH 12 STEPS, 415 V	19815
12 STEP - 3 φ	RG3-12T-230	230V	PFC 144X144, 12 STEPS, 230V UNABALANCELOAD	25755

Note : **RG3-8/12/15 and RG3-12/15CS available in 230V only

Motors


enDURA

Low Voltage AC TEFC Squirrel
Cage Induction Motors



**EFF1
EFF2**

50°C
ambient temperature

Class F





- **0.12 HP to 425 HP**
- **2 to 8 Poles**
- **Vector Plus with forced cooling**
- **Upto 40 intermediate standard ratings**
- **High efficiency, consistent - life long**
- **Low loss for entire life**
- **Inverter duty motor**
- **No deration upto 50° C**
- **Dual coat winding wire as standard feature**
- **6 terminals across the range**
- **Top, LHS, RHS termination flexibility**
- **CE marking**



Automation Products

- **AC Drives**
- **Digital DC Drives**
- **Soft Starters**
- **e-prox Sensors**
- **Plug-in Relays**
- **Electronic Timers**



SINUS B AC Drive



- 0.37~3Kw, Input-1Phase 200-230V AC
- Output - 3 Phase 200-230V AC
- Sensorless vector and V/F control
- Build in PID function

SINUS M AC Drive



- 0.4~22Kw 380-480V AC, 3 phase
- Sensorless vector and V/F control
- Integrated braking module
- Build in PID function

HSN Code - 8504

Rating (Kw)	Drive Series	Product Code	Supply Details	Remark	Current (A)	MRP [₹]
0.37 - 0.55	SINUS M	SINUS M 4T0001BA2K2	Input - 3 phase 415V AC, Output - 3 phase, 415V AC	With EMC	1.25	26475
0.75 - 0.9	SINUS M	SINUS M 4T0002BA2K2		With EMC	2.50	28690
1.5	SINUS M	SINUS M 4T0003BA2K2		With EMC	4.00	32190
2.2	SINUS M	SINUS M 4T0005BA2K2		With EMC	6.00	34765
3.4	SINUS M	SINUS M 4T0007BA2K2		With EMC	9.00	42695
5.5	SINUS M	SINUS M 4T0011BA2K2		With EMC	12.00	55105
7.5	SINUS M	SINUS M 4T0014BA2K2		With EMC	16.00	64945
11	SINUS M	SINUS M 4T0017BA2K2		With EMC	24.00	113560
15	SINUS M	SINUS M 4T0020BA2K2		With EMC	30.00	130965
18.5	SINUS M	SINUS M 4T0025BA2K2		With EMC	39.00	165885
22	SINUS M	SINUS M 4T0030BA2K2		With EMC	45.00	195085

*SINUS M available in 1 phase to 3 phase version also



AC Drive



Sinus Penta AC Drive

- 4.5 - 3000 KW, 3 Phase 380 - 415 VAC
- One Drive - Five functions
 - Vector modulation IFD functionality for general-purpose applications
 - Sensorless vector VTC functionality for high torque-demanding applications
 - Vector FOC functionality with an encoder for accurate torque requirements and a wide speed range
 - Vector SYN functionality for applications with brushless, synchronous motors
 - RGN functionality for the inverter application as an AC/DC converter for the DC supply of multiple drives
- In built Braking chopper upto 132KW rating (S30)
- Serial communication port RS485 – MODBUS RTU Protocol
- Starting Torque upto 240% max
- PID function / second PID function
- Control keypad panel with 12 keys and large back-lit LCD
- Intelligent cooling system
- Encoder feedback
- Full compatibility with teleservice software, "REMOTE DRIVE" on internet
- Compatible with Easy Harmonics, tool for the calculation of Harmonic currents

Digital DC Drives



- From 10A to 4500A (2.4 KW to 2205 KW)
3 Phase 220-690VAC
- 2 & 4 Quadrant digital drive
- Local control from keypad
- 12/7 programmable I/Os
- Predictive control and field boost
- Feedback from dynamo/encoder/armature
- Auto switching in armature F/B against
encoder/tacho feed back failure

Digital DC Drives

HSN Code - 8504

Cat. No.	Armature Current (A)	Field Current (A)
DCREG*.10 POT440V	10	5
DCREG*.20 POT440V	20	5
DCREG*.40 POT440V	40	5
DCREG*.70 POT440V	70	5
DCREG*.100 POT440V	100	5
DCREG*.150 POT440V	150	15
DCREG*.180 POT440V	180	15
DCREG*.250 POT440V	250	15
DCREG*.350 POT440V	350	15
DCREG*.410 POT440V	410	35
DCREG*.500 POT440V	500	35
DCREG*.600 POT440V	600	35
DCREG*.900 POT440V	900	35
DCREG*.1200 POT440V	1200	35

* to complete cat code suffix : 2- for II Quadrant drive 4 - for IV Quadrant drive

* For the prices of above mentioned products please contact our nearest sales office.



ASAC Series Soft- Starter

HSN Code - 8504

- Power supply voltage Range: 200-440VAC
- RS-485 Communication Port
- Compact size & Range 7.5KW - 110KW
- Internal By-pass contactor
- 400% Max allowed overload of nominal current.
- Full Compatibility with teleservice software "Remote Drive" on internet

Protection Functions

- Motor Overload
- Phase loss
- Excess start Time
- Phase Sequence
- Motor thermistor I/P
- Power circuit fault
- Supply Frequency
- Communication Failure

BIL Product Reference	Motor Rating Kw	MRP [₹]	Remark
200 - 440 VAC, IP:20			Without Motor Protection & with Inbuilt Bypass contactor.
ASAC-0/007/4/1	7.5	41355	
ASAC-0/015/4/1	15	41925	
ASAC-0/018/4/1	18.5	42440	
ASAC-0/022/4/1	22	44655	
ASAC-0/030/4/1	30	49080	
ASAC-0/037/4/1	37	58970	
ASAC-0/045/4/1	45	72205	
ASAC-0/055/4/1	55	74110	
ASAC-0/075/4/1	75	112220	
ASAC-0/090/4/1	90	123140	
ASAC-0/110/4/1	110	132820	
200 - 440 VAC, IP:20			With Motor Protections & Inbuilt Bypass contactor.
ASAC-1/007/4/1	7.5	57680	
ASAC-1/015/4/1	15	64275	
ASAC-1/018/4/1	18.5	66130	
ASAC-1/022/4/1	22	69990	
ASAC-1/030/4/1	30	77715	
ASAC-1/037/4/1	37	86780	
ASAC-1/045/4/1	45	106145	
ASAC-1/055/4/1	55	111910	
ASAC-1/075/4/1	75	132820	
ASAC-1/090/4/1	90	174690	
ASAC-1/110/4/1	110	189830	



ASAB Series Soft Starter

- 23A - 1600 A, 200V - 525V AC, 380V-690V AC
- 3 wire and 6 wire connection
- Allowed overload from 300%- 450% of nominal
- Various motor protections builtin
- 5/5 programmable I/Os
- Integrated Multimeter

Protection Functions

- Thermal motor protection
- Motor thermistor input (PTC)
- Phase imbalance
- Phase sequence
- Electronic shearpin
- Undercurrent
- Shorted SCR
- ...and many more

Starting Functions

- Constant current start mode
- Current ramp start mode
- Torque control
- Kick start
- Inbuilt bypass contractor upto 220AMP



Medium Voltage Soft- Starter

- Power supply 2300VAC to 15000VAC, Rated current 200A to 600A

* For the prices of above mentioned products please contact our nearest sales office.



Standard Version of Inductive Proximity Switches

HSN Code - 8536



- Sizes from 8mm to 30mm Dia
- Switching Distance from 1.5mm to 15mm
- IP 67, CE Marked
- Sensors with Linear output (4 - 20 mA / 0-10VDC)

General Specifications

- High switching capacity
- 200mA upto 12mm Dia
- 400mA for 18mm and 30mm Dia
- Wide range of outputs
- Voltages AC/DC
- Status LED Indication
- Built in Short circuit protection

Special Versions

- Non Standard sizes from 4mm to 80mm dia
- High temperature sensors upto 125 Deg C
- Square / Slot / Rectangular sensors
- Sensor with shielded cable

Cat. No.	Dia (mm)	Nominal Sn Distance (mm)	Output	Max. Load (mA)	MRP [₹]	Lot Size
Flush Version Nominal Voltage 12-30V DC 3 Wire Output LED Indication Integrated cable 3C/2M						
DINE8SP10	8	1.5	PNP-NO	100	1080	10
DINE8SN10	8	1.5	NPN-NO	100	1080	
DINE12SP10	12	2	PNP-NO	200	910	
DINE12SN10	12	2	NPN-NO	200	910	
DINE18SP10	18	5	PNP-NO	200	945	
DINE18SN10	18	5	NPN-NO	200	945	
DINE30SP10	30	10	PNP-NO	400	1285	
DINE30SN10	30	10	NPN-NO	400	1285	
Non Flush Version Nominal Voltage 12-30V DC 3 Wire Output LED Indication Integrated cable 3C/2M						
DINE8NP10	8	2	PNP-NO	100	1080	10
DINE8NN10	8	2	NPN-NO	100	1080	
DINE12NP10	12	4	PNP-NO	200	910	
DINE12NN10	12	4	NPN-NO	200	910	
DINE18NP10	18	8	PNP-NO	200	945	
DINE18NN10	18	8	NPN-NO	200	945	
DINE30NP10	30	15	PNP-NO	400	1285	
DINE30NN10	30	15	NPN-NO	400	1285	
Flush Version Nominal Voltage 240V AC* 2 Wire Output LED Indication Integrated cable 3C/2M						
DINE12SA10	12	2	NO	200	1185	10
DINE12SA01	12	2	NC	200	1185	
DINE18SA10	18	5	NO	400	1250	
DINE18SA01	18	5	NC	400	1250	
DINE30SA10	30	10	NO	400	1455	
DINE30SA01	30	10	NC	400	1455	
Non Flush Version Nominal Voltage 240V AC* 2 Wire Output LED Indication Integrated cable 3C/2M						
DINE12NA10	12	4	NO	200	1185	10
DINE12NA01	12	4	NC	200	1185	
DINE18NA10	18	8	NO	400	1250	
DINE18NA01	18	8	NC	400	1250	
DINE30NA10	30	15	NO	400	1455	
DINE30NA01	30	15	NC	400	1455	

*110V AC input voltage is also available

ePROX Range

Capacitive Proximity Switches

HSN Code - 8536



- Sizes: 18mm and 30mm dia
- Switching Distance: upto 15mm
- IP 67, CE Compliance

General Specifications

- Max. load current : 400mA
- Wide range of outputs
- Built in Short circuit & polarity reversal protection
- Sensitivity adjustment thru trimmer

Cat. No.	Dia (mm)	Nominal Sn Distance (mm)	Output	Max. Load (mA)	MRP [₹]	Lot Size
Flush Version 12-30V DC 3 Wire Output LED Indication Integrated 3C/2M						
DCAE18SN10	18	1 to 5	NPN-NO	400	2210	10
DCAE18SP10	18	1 to 5	PNP-NO	400	2210	
DCAE30SN10	30	1 to 10	NPN-NO	400	2535	
DCAE30SP10	30	1 to 10	PNP-NO	400	2535	
Non Flush Version 12-30V DC 3 Wire Output LED Indication Integrated 3C/2M						
DCAE18NN10	18	2 to 10	NPN-NO	400	2210	10
DCAE18NP10	18	2 to 10	PNP-NO	400	2210	
DCAE30NN10	30	3 to 15	NPN-NO	400	2535	
DCAE30NP10	30	3 to 15	PNP-NO	400	2535	

Photoelectric Sensors

HSN Code - 8536



- Size : M18 cylindrical
- Mode : diffuse, retro and thru beam
- LED indication
- Sensing distance 20cm to 5mtr.

Special Versions

- Sensors in Rectangular housing

Cat. No.	Dia (mm)	Nominal Sn Distance (mm)	Output	Max. Load (mA)	MRP [₹]	Lot Size
Nominal Voltage : 12-30V DC Diffuse Scan DC 4-W Output LED Indication Prewired with 2 m Cable						
DPHE18D2N11	18	200	NPN-NO+NC	200	3355	10
DPHE18D2P11	18	200	PNP-NO+NC	200	3355	
Nominal Voltage : 12-30V DC Retro Reflective DC 4-W Output LED Indication Prewired with 2 m Cable						
DPHE18RRN11	18	1000	NPN-NO+NC	200	3370	10
DPHE18RRP11	18	1000	PNP-NO+NC	200	3370	
Nominal Voltage : 12-30V DC Through Beam DC 4-W Output LED Indication Prewired with 2 m Cable						
DPHE18TBRP11	18	5000	PNP-NO+NC	200	4035	10
DPHE18TBRN11	18	5000	NPN-NO+NC	200	4035	

Note :

- Prices for Thru Beam, Photo Sensors are inclusive of emitters & receivers.
- Prices for Retro Reflective Sensors are inclusive of reflectors.



Standard Version of Inductive Proximity Switches

HSN Code - 8536

Cat. No.	Dia (mm)	Nominal Sn Distance (mm)	Output	Connector Size	MRP [₹]	Lot Size
Flush Version Nominal Voltage 12-30V DC 3 Wire Output LED Indication, 200 mA Load upto 12mm & 400 mA for 18 mm						
DINE8SP10K	8	1.5	PNP-NO	M8 Connector	1110	10
DINE8SN10K	8	1.5	NPN-NO	M8 Connector	1110	
DINE12SP10K	12	2	PNP-NO	M12 Connector	1140	
DINE12SN10K	12	2	NPN-NO	M12 Connector	1140	
DINE18SP10K	18	5	PNP-NO	M12 Connector	1155	
DINE18SN10K	18	5	NPN-NO	M12 Connector	1155	
DINE30SP10K	30	10	PNP-NO	M12 Connector	1435	
DINE30SN10K	30	10	NPN-NO	M12 Connector	1435	
Non Flush Version Nominal Voltage 12-30V DC 3 Wire Output LED Indication						
DINE8NP10K	8	2	PNP-NO	M8 Connector	1110	10
DINE8NN10K	8	2	NPN-NO	M8 Connector	1110	
DINE12NP10K	12	4	PNP-NO	M12 Connector	1140	
DINE12NN10K	12	4	NPN-NO	M12 Connector	1140	
DINE18NP10K	18	8	PNP-NO	M12 Connector	1155	
DINE18NN10K	18	8	NPN-NO	M12 Connector	1155	
DINE30NP10K	30	15	PNP-NO	M12 Connector	1435	
DINE30NN10K	30	15	NPN-NO	M12 Connector	1435	
Cat. No.	Description Female Connectors				MRP [₹]	
DM8K3	M8 3-Wire straight connector w/o LED & 2 m cable				850	10
DM8K390LE	M8 3-Wire "L" type connector with LED & 2 m cable				850	
DM12K4	M12 4-Wire straight connector w/o LED & 2 m cable				580	
DM12K490	M12 4-Wire "L" type connector w/o LED & 2 m cable				840	
DM12K490LE	M12 4-Wire "L" type connector with LED & 2 m cable				900	
Linear Output Inductive Proximity Sensor - Nominal Voltage 24V DC, 2m Integrated Cable						
DINE18LIN	18	5	0 - 10V	2 m long PVC Cable	1900	10
DINE18LINMA	18	5	4 - 20 mA		1900	

Standard Version DC 2 Wire Proximity Switches

HSN Code - 8536

Cat. No.	Dia (mm)	Nominal Sensing Distance (mm)	Output	Max. Load (mA)	MRP [₹]	Lot Size
Flush Version Nominal Voltage 24V DC 2 Wire Output LED Indication, Integrated 3C/2m long PVC Cable 65mm long tubular Metallic Housing						
DINE8SD10	8	1.5	NO	200	1320	10
DINE12SD10	12	2	NO	200	910	
DINE18SD10	18	5	NO	400	940	
DINE30SD10	30	10	NO	400	1255	
Non Flush Version, Nominal Voltage 12-30V DC 2 Wire Output LED Indication, Integrated 3C/2m long PVC Cable 65mm long tubular Metallic Housing						
DINE8ND10	8	2	NO	200	1320	10
DINE12ND10	12	4	NO	200	910	
DINE18ND10	18	8	NO	400	940	
DINE30ND10	30	15	NO	400	1255	

Note : for NC output, replace suffix 10 by 01



Short Housing Inductive Proximity Switch-45mm length

HSN Code - 8536

Cat. No.	Dia (mm)	Nominal Sensing Distance (mm)	Output	Max. Load (mA)	MRP [₹]	Lot Size
Flush Version Nominal Voltage 12-30V DC, 3 Wire Output, LED Indication, Integrated 3C/2m long PVC Cable						
45mm long tubular Metallic Housing						
DINE8SP10S	8	1.5	PNP-NO	200	1360	10
DINE8SN10S	8	1.5	NPN-NO	200	1360	
DINE12SP10S	12	2	PNP-NO	200	980	
DINE12SN10S	12	2	NPN-NO	200	980	
DINE18SP10S	18	5	PNP-NO	400	990	
DINE18SN10S	18	5	NPN-NO	400	990	
Non Flush Version, Nominal Voltage 12-30V DC, 3 Wire Output, LED Indication, Integrated 3C/2m long PVC Cable						
45mm long tubular Metallic Housing						
DINE8NP10S	8	2	PNP-NO	200	1360	10
DINE8NN10S	8	2	NPN-NO	200	1360	
DINE12NP10S	12	4	PNP-NO	200	980	
DINE12NN10S	12	4	NPN-NO	200	980	
DINE18NP10S	18	8	PNP-NO	400	990	
DINE18NN10S	18	8	NPN-NO	400	990	

Square / Rectangular Proximity Switch

HSN Code - 8536

Cat. No.*	Size (mm)	Nominal Sensing Distance (mm)	Output	Max. Load (mA)	MRP [₹]	Lot Size
Flush Version, Nominal Voltage 12-30V DC, 3 Wire Output, LED Indication, Integrated 3C/2m long PVC Cable, Plastic Housing						
DINE1717SP10P	17x17x30	5	PNP-NO	200	950	10
DINE5025SP10P	50x25x10	5	PNP-NO	200	995	
DINE1717SN10P	17x17x30	5	NPN-NO	200	950	
DINE5025SN10P	50x25x10	5	NPN-NO	200	995	

* For NC Output, Replace Suffix 10 by 01

** For 110V AC input, Replace A by 2A

*** High Ambient Temp upto 125°C Proximity switch are available on request

Plug in Relays-ASP Series BCH

Plug In Relays - Universal (ASPU)

HSN Code - 8536



- Type ASPU
- 10 Amp (Res) Contact rating
- 2 Change over / 3 Change over

Coil Voltage	Without latch / Manual Testing		With latch / Manual Testing		Contacts	Lot Size
	Cat. No.	MRP [₹]	Cat. No.	MRP [₹]		
8 Pin - contact rating 10A (Res.) at 24V DC/240V AC, LED Indication						
12V DC	ASPU212DLE	355	ASPU212DLET	510	2 C/O	10
24V DC	ASPU224DLE	350	ASPU224DLET	510		
110V DC	ASPU2110DLE	385	ASPU2110DLET	535		
12V AC	ASPU212ALE	385	ASPU212ALET	565		
24V AC	ASPU224ALE	415	ASPU224ALET	555		
110V AC	ASPU2110ALE	410	ASPU2110ALET	550		
240V AC	ASPU2240ALE	450	ASPU2240ALET	610		
11 Pin - contact rating 10A (Res.) at 24V DC/240V AC, LED Indication						
12V DC	ASPU312DLE	430	ASPU312DLET	535	3 C/O	10
24V DC	ASPU324DLE	420	ASPU324DLET	550		
110V DC	ASPU3110DLE	455	ASPU3110DLET	600		
24V AC	ASPU324ALE	475	ASPU324ALET	610		
110V AC	ASPU3110ALE	470	ASPU3110ALET	620		
240V AC	ASPU3240ALE	500	ASPU3240ALET	650		

Plug In Relays - Universal (ASPS)

HSN Code - 8536



- Type ASPS
- 5 Amp (Res) Contact rating
- 2 Change over / 3 Change over

Coil Voltage	Cat. No.	Contacts	MRP [₹]	Lot Size
8 Pin - contact rating 5A (Res.) at 24V DC/240V AC, LED Indication				
12V DC	ASPS212DLE	2 C/O	315	10
24V DC	ASPS224DLE		315	
48V DC	ASPS248DLE		345	
110V DC	ASPS2110DLE		360	
12V AC	ASPS212ALE		340	
24V AC	ASPS224ALE		345	
110V AC	ASPS2110ALE		340	
240V AC	ASPS2240ALE		385	
11 Pin - contact rating 5A (Res.) at 24V DC/240V AC, LED Indication				
12V DC	ASPS312DLE	3 C/O	385	10
24V DC	ASPS324DLE		385	
48V DC	ASPS348DLE		460	
110V DC	ASPS3110DLE		440	
24V AC	ASPS324ALE		375	
110V AC	ASPS3110ALE		385	
240V AC	ASPS3240ALE		435	

Sockets for ASPU / ASPS Plug in Relay

HSN Code - 8538

Cat. No.	Type	MRP [₹]	Lot Size
10A, 240V AC, Screw Terminals, 35mm DIN Rail Mounting			
ASSU11	SOCKET 11 PIN FOR ASPS/ASPU Relay	185	10
ASSU8	SOCKET 8 PIN FOR ASPS/ASPU Relay	140	

* For price of other coil voltage, please contact our nearest sales office.

Plug in Relays-ASP Series BCH

Plug In Relays - Miniature (ASPM)

HSN Code - 8536



- Type ASPM
- 5 Amp (Res) Contact rating
- 2 Change over / 4 Change over

Coil Voltage	Cat. No.	Contacts	MRP [₹]	Lot Size
14 Pin - contact rating 5A (Res.) at 24V DC/240V AC, LED Indication				
12V DC	ASPM412DLE	4 C/O	280	20
24V DC	ASPM424DLE		280	
48V DC	ASPM448DLE		285	
110V DC	ASPM4110DLE		285	
24V AC	ASPM424ALE		305	
110V AC	ASPM4110ALE		315	
240V AC	ASPM4240ALE		315	
8 Pin - contact rating 5A (Res.) at 24V DC/240V AC, LED Indication				
12V DC	ASPM212DLE	2 C/O	240	20
24V DC	ASPM224DLE		240	
48V DC	ASPM248DLE		280	
110V DC	ASPM2110DLE		280	
24V AC	ASPM224ALE		280	
110V AC	ASPM2110ALE		280	
240V AC	ASPM2240ALE		280	

Sockets - for ASPM Plug in Relay

HSN Code - 8538

Cat. No.	Type	MRP [₹]	Lot Size
5A, 240V AC, Screw Terminals, 35mm DIN Rail Mounting			
ASSM14	SOCKET 14 PIN FOR ASPM Relay	215	20
ASSM8	SOCKET 8 PIN FOR ASPM Relay	150	

* For price of other coil voltage, please contact our nearest sales office.

Universal Relays



- Type ARPU
- 10 Amp (Res) Contact rating
- 2 Change over / 3 Change over
- Silver Nickle Contacts
- Built in Mechanical Indicator/ Latching facility
- Wide Coil Voltages
- With and without LED
- 8 Pin / 11 Pin Socket



Socket & Clamp (ARPU)

35 mm DIN rail mounting Rating : 10A, 250V



Plug In Relays - Universal (ARPU)

HSN Code - 8536

Coil Voltage	Without LED Indication		With LED Indication		Contacts	Lot Size
	Cat. No.	MRP [₹]	Cat. No.	MRP [₹]		
8 Pin, Contact rating = 10A (Res.) at 24V DC/250V AC; Mechanical indicator with manual testing/latching lever						
12 V DC	ARPU212D	725	ARPU212DLE	1005	2 C/O	10
24V DC	ARPU224D	805	ARPU224DLE	980		
48V DC	ARPU248D	780	ARPU248DLE	780		
110V DC	ARPU2110D	755	ARPU2110DLE	755		
24VAC	ARPU224A	705	ARPU224ALE	705		
48VAC	ARPU248A	645	ARPU248ALE	755		
110V AC	ARPU2110A	755	ARPU2110ALE	755		
230V AC	ARPU2230A	815	ARPU2230ALE	995		
11 Pin, Contact rating = 10A (Res.) at 24V DC/250V AC; Mechanical indicator with manual testing/latching lever						
12 V DC	ARPU312D	780	ARPU312DLE	780	3 C/O	10
24V DC	ARPU324D	935	ARPU324DLE	935		
48V DC	ARPU348D	795	ARPU348DLE	830		
110V DC	ARPU3110D	815	ARPU3110DLE	815		
24VAC	ARPU324A	795	ARPU324ALE	800		
48VAC	ARPU348A	795	ARPU348ALE	795		
110V AC	ARPU3110A	730	ARPU3110ALE	1015		
230V AC	ARPU3230A	900	ARPU3230ALE	1050		

Sockets for ARPU Plug in Relay

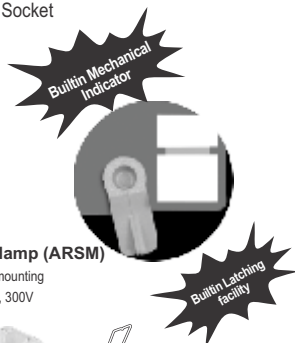
Cat. No.	Type	MRP [₹]	Lot Size
10A, 250V AC, Screw Terminals, 35mm DIN Rail Mounting			
ARSU11	11 Pin Socket	375	10
ARSU8	8 Pin Socket	350	
ARPUCL	Holding Clamp	45	

Plug in Relays-ARP Series/Timer..... BCH

Miniature Plug in Relays



- Type ARPM 2/4
- 12/6 Amp. (Res.) Contact rating
- 2 Change over / 4 Change over
- Silver Nickle Contacts
- Built in Mechanical Indicator/Latching facility
- Wide Coil Voltages
- 8 Pin / 14 Pin Socket



Socket & Clamp (ARSM)

35 mm DIN rail mounting
Rating : 6A, 12A, 300V



On Delay



- Fixed Voltage, Fixed Time
- Wide range of input supply - 220VAC; 110VAC; 24V AC/DC
- Large calibrated dial for easy and accurate time setting
- LED indications for Input supply and Output status
- Surface mounting & DIN rail mounting
- 1 changeover relay output (SPDT)
- All Purpose On Delay timer

Multi Function



- 4 Functions - On delay, Interval, Off delay, Single Shot
- Multi Time Range - Sec / Min / Hr
- Universal Voltage - 24 V- 230VAC/DC
- Large calibrated dial for easy and accurate time setting
- Compact Design
- LED indications for Input supply and Output status
- Surface mounting & DIN rail mounting
- 1 changeover relay output (SPDT)
- All Purpose Timer

Plug in Relays - Miniature (ARPM)

HSN Code - 8536

Coil Voltage	Without LED Indication		With LED Indication		Contacts	Lot Size
	Cat. No.	MRP [₹]	Cat. No.	MRP [₹]		
14 Pin, Contact rating = 6A (Res.) at 24V DC/250V AC; Mechanical indicator with manual testing/latching lever						
12 V DC	ARPM412D	335	ARPM412DLE	460	4 C/O	10
24V DC	ARPM424D	325	ARPM424DLE	375		
110V DC	ARPM4110D	500	ARPM4110DLE	500		
24V AC	ARPM424A	360	ARPM424ALE	415		
110V AC	ARPM4110A	355	ARPM4110ALE	390		
230V AC	ARPM4230A	370	ARPM4230ALE	415		
8 Pin, Contact rating = 12A (Res.) at 24V DC/250V AC; Mechanical indicator with manual testing/latching lever						
12 V DC	ARPM212D	465	ARPM212DLE	485	2 C/O	10
24V DC	ARPM224D	350	ARPM224DLE	425		
110V DC	ARPM2110D	505	ARPM2110DLE	505		
24V AC	ARPM224A	490	ARPM224ALE	490		
110V AC	ARPM2110A	395	ARPM2110ALE	415		
230V AC	ARPM2230A	375	ARPM2230ALE	440		

Sockets for ARPM Plug in Relay

Cat. No.	Type	MRP [₹]	Lot Size
Screw Terminals, 35mm DIN Rail Mounting			
ARSM14	14 Pin Socket	300	10
ARSM8	8 Pin Socket	230	
ARPMCL	Holding Clamp	45	

IBT Electronic Timer

Fixed Voltage; Fixed Time Range - IBTA

HSN Code - 9107

Cat No.	Time Range	Function	MRP [₹]
IBT00-0-	0.6-6/3-30/6-60/18-180 Sec	On Delay	940

- Voltage Code
- Timing Range for IBTA On Delay Timer

Voltage Codes

Voltage	Voltage Code
240V AC	1
110V AC	2
24V AC/DC	3
12V DC	4

Timing Code for IBTA On Delay Timer

Time Range	Code
0.6 - 6 Sec.	1
3 - 30 Sec.	2
6 - 60 Sec.	3
18 - 180 Sec.	4

Universal Voltage, Multi Time, Multi Function - IBTMU

HSN Code - 9107

Cat No.	Time Range	Function	Voltage	MRP [₹]
IBT04500	0.1S - 10 Hr.	On Delay, Off Delay, Interval, Single Shot	24-240V AC/DC	1815



- On Delay
- Off Delay
- Cyclic
- Multifunction
- Star Delta
- Special version for Compressor application
- AC / DC Supply
- Widest timing range from 0.1 sec to 10 Hours in Single Unit
- Calibrated time scale for easy time setting
- DIN rail mounting
- Excellent repeat accuracy

Electronic Timers

HSN Code - 9107

Description	Cat.No.	MRP [₹]
Timer Encapsulated on delay Timer Type SAS-P (Solid State output) Voltages : 240V AC, 110V AC, 48V AC/DC, 24V AC/DC Time Range : 1 sec. or 0.1-10 Sec. or 1-100 Sec., or 3-300 Sec.	SST00-0-	965
Encapsulated on delay timer type SAS-CB (Solid State output) (Compressor/Heat pump) Voltages : 240V AC, 110V AC, 48V AC/DC, 24V AC/DC Time Range : 180 Sec. fixed	SST02-00	965
Chronos Delay on make type BAR 0.1 Sec. - 10 Hrs. 240V AC; 24V AC/DC or 110V AC; 24V AC/DC or 12V DC	SBT00-00	1740
Delay on break type BCR 0.1 Sec. - 10 Hrs. 240V AC; 24V AC/DC or 110V AC; 24V AC/DC or 12V DC	SBT01-00	1900
Recycling type BDR 0.1 Sec. - 10 Hrs. 240V AC; 24V AC/DC or 110V AC; 24V AC/DC	SBT02-00	2450
Multifunction type BLR 0.1 Sec. - 10 Hrs. 240V AC; 24V AC/DC or 110V AC; 24V AC/DC	SBT03-00	1920

- Voltage Code
- Timing Range for SAS Timer

Voltage Codes


Type	Voltage	Voltage Code
B	240V AC; 24 VAC/DC	1
	110 V AC; 24 VAC/DC	2
	12 V DC	5
SAS	240V AC	1
	110V AC	2
	48V AC/DC	3
	24V AC/DC	4

Timing Code


Type	Timing	Code
SAS	1 Sec.	0
	10 Sec.	1
	100 Sec.	2
	300 Sec.	3

Custom Built Products

- **MCC & PCC**
- **APFC Panels**
- **Crane Control Panels**
- **Punch Grid Resistors & Panels, NGR & DBR**
- **Special Purpose Starters**
- **Power Receptacles**
- **Auto Transformer Starters**



Motor Control Centres (MCC) & Power Control Centres (PCC)



SWITCHBOARD DATA SHEET

BCH Switchboards are manufactured at Faridabad works complying to latest design standard & manufacturing processes, with inhouse powder coating paint shop, gasketing shop, fabrication shop equipped with AMADA punching & bending machines.

Switchboards are modular in design, metal clad, free standing, air insulated, floor mounted & compartmentalized type suitable for most critical and rugged indoor/outdoor application & tough industrial environment.

TECHNICAL DATA

Standard & Specification

Power Switchgear & Controlgear assembly as per IEC 61439 - 1 & 2

- Short circuit Test - Bus-bar system designed for 50 KA rms / 1sec, and peak fault withstanding Strength 105 KA & 65KA rms/1sec & 143KA peak fault withstand as per IS: 8623 and IEC: 61439
- Temperature rise - Panel tested for 800 A to 4000 A from CPRI Bhopal as per IS: 8623 and IEC: 61439
- Impulse withstand test - Rated impulse withstand test for 8Kv from CPRI, Bangalore as per Sub clause 10.9 of IEC 61439-1 & 2
- Seismic Zone & Resonance search test - As per IEE693:2018, PERFORMANCE LEVEL ZPA0.5g

Product range

- PCC upto 6300A- Single Tire/Two Tire/Three Tire version
- PMCC/IMCC/CMCC- Fixed/drawout version
- Power Distribution Panel / Lighting panel

Electrical Data

- Rated insulation voltage (Ui) 1000V
- Rated operating voltage (Ue) Upto 690V
- Rated impulse withstand voltage (Uimp) 8KV
- Rated frequency (fn) 50 / 60 Hz

Main Horizontal Bus Bar -

Aluminum grade E 91E as per IS:5082 & Electrolytic grade Copper Bus-bars

- Rated current (Ie) Up to 6300 A
- Rated peak withstand current (Ipk) Up to 220 KA
- Rated short-time withstand current(Icw) Up to 80 KA-1sec

Vertical Distribution Bus Bar

- Rated current (Ie) up to 2000 A
- Rated peak withstand current (Ipk) up to 220 KA
- Rated short-time withstand current (Icw) up to 80 KA-1sec

Insulation characteristics

- Clearence >20 mm
- Creepage distance >20 mm
- Pollution degree 3

Degree of protection

- According to IEC 60529 :
 - IP 54/IP 55 for switchboards & IP-65 for non compartmentalized distribution Boards. CPRI & ERDA TESTED

Gasketing

- Joint-less, seamless self adhesive, PU foam Gasketing to ensure defined IP.

Enclosure

- Modular design, uses CR Grade CRCA and Electro galvanized steel for structures are SKIN Pass, Zero spangle with high GSM zinc coating. Ensuring high corrosion resistance against extreme climatic condition after powder coating.

Mechanical Impact

- According to IEC 62262 : 2002 IK-10 followed by IP 55; ERDA tested

Forms of seperation

- According to IEC 61439-2 Up to Form 4 Type 6

Structure components

- Sheet steel of frame & load bearing member 2.0mm/GI
- Door partition & Cover with stiffner Upto 2mm
- Gland plate Upto 3mm
- Base frame channel ISMC 75/100 or 3mm CRCA

Surface treatment / Painting

- Frame including internal subdivisions & external Standard paint shade - RAL-7035, RAL-7032 and 631 as per IS:5. Ten tank spray type pre-treatment prior to powder coating with fully automated powder coating shop.

Plastic components

- Flame retardant, halogen free flame retardant, halogen free

Resistance to corrosion

- Salt spray test - Tri Cataionic Zinc Phosphate based powder coated enclosure can withstand 1000 Hrs in SST as per IS

Bus bar systems

- Bus bar insulation
 - Main Bus bars & vertical bus bars are fully sleeved with insulated heat shrunk PVC Sleeves except at the joints for electrical insulation.
- Bus bar support
 - All bus bars are supported with rigid SMS/DMC supports & are shrouded with FRP from rear side.

3Phase Automatic Power Factor Correction (APFC) Panels

Key Features

- Advanced Micro Controller based Power Factor Controller with Self-diagnostic Sensing and Control of Capacitor Bank Stages.
- High performance 'BCH' Cylindrical & Box type Capacitors.
- Capacitor duty Contactors for reliable & trouble free operation.
- Choice of BCH Make Thyristor switch for capacitor switching & CU/AL wound Detuned reactor as an option.
- Choice of selection of Capacitors as per application & site conditions.
- Thoughtfully designed Panels with provision for louvres & cooling fan for proper ventilation to manage heat load.
- Enclosure with Epoxy based paint shade RAL 7035
- PU Foam Gasketing for sustained Ingress Protection of the Panel.



Five Standard Versions of APFC Panels are available depending upon Switching Sequence, Mode of Control (Automatic & Manual options) & Type of Capacitors (Cylindrical / Box type) used.

VERSION 1 - With BCH MPP Heavy Duty Cylindrical Capacitors & **WITHOUT** Manual option.

VERSION 2 - With BCH MPP Heavy Duty Box Capacitors & **WITHOUT** Manual option.

VERSION 3 - With BCH MPP Heavy Duty Cylindrical Capacitors & **WITH** Manual option.

VERSION 4 - With BCH MPP Heavy Duty Box Capacitors & **WITH** Manual option.

VERSION 5 - With BCH APP Box Type Capacitors & **WITH** Manual option.

(Other tailor made versions on request)

Common Features

CAPACITOR RATING - 40 to 200KVA_r in Standard Ratings of 40, 50, 60, 75, 100, 125, 150, 175 & 200 KVA_r with suitable banking arrangement.

MOUNTING - Wall Mounting up-to 75KVA_r & Floor Mounting above 75 KVA_r ratings.


INCOMING - BCH-Resilient 3-P MCCB with Rotary handle.

OUTGOING - TP MCB or HRC fuses with fuse base as standard (BCH-Resilient 3-P MCCB or SDFU and Compartmentalized outgoing feeders can also be provided depending upon size of panel on request).

CONTACTORS - BCH Capacitor Duty Contactors as standard (BCH Thyristor switches on request).

R-Y-B INDICATIONS - RYB for Incomer & ON-OFF for Outgoing

AMMETER/VOLTMERS - Provided for VERSIONS 3, 4 & 5 only.



For prices contact our nearest sales office.



AC Crane Control Bridge and Trolley Motion

This controller provides reversing and plugging operation of slip ring induction motors in heavy duty cranes on Trolley services. Upto 5 motor speeds are achieved in conjunction with a master controller.

Design Features

- Simplified reliable circuitary
- Inverse Time delay Magnetic Overload protection
- Time Limit acceleration
- Speed Control by series resistors
- No Volt protection
- Special Unique plugging circuit with a voltage relay
- CRCA Sheet steel construction of the panel.
- 7 Tank pretreated panels for extremely long life
- Panels for indoor and outdoor protection



AC Crane Control Hoisting Motion

- Plain rotor resistance
- AC Single phase dynamic braking
- Counter torque lowering
- Oprotor Control
- Creep Speed



DC Crane Control Hoisting Motion

This control is for use with series wound motors drive for crane hoists and is arranged for reversing and dynamic lowering service. control

Design Features

- Simplified reliable circuitary
- Inductive time limit acceleration on hoisting & lowering
- Better speed control on light or heavy loads when hoisting or lowering
- CRCA Sheet steel construction of the panel.
- 7 Tank pretreated panels for extremely long life



DC Crane Control (Bridge and Trolley motion)

This controller provides reversing and plugging operation of series wound motors in heavy duty cranes on Trolley services. Upto 5 motor speeds are achieved in conjunction with a master controller.

Design Features

- Simplified, reliable circuitary
- Rectifier controlled plugging
- Instantaneous and Inverse time delay magnetic overload protection
- No volt protection
- Heavy duty DC Contactors equipped with magnetic blowouts
- CRCA Sheet steel construction of the panel.
- 7 Tank pretreated panels for extremely long life


Resistors & Starters..... BCH

GST to be charged extra on PGR Prices

**PGRs are 10 minutes rated.
Temp. rise : 375 deg over ambient**

Dimensions in mm (WxHxD) : 673x152x250 HSN Code - 8533

Punched Grid Resistors



Applications:

- Speed Control Resistors
- Starting Resistors for AC and DC Motors
- Dynamic Braking Resistors
- Neutral Grounding Resistors (upto 11KV)

Features

- Special Chromium Steel Alloy (AISI406) for :
 - a) Higher resistivity (approx 70% higher than others)
This results in overall light and compact unit
 - b) Low temperature coefficient (approx 72% lower than others)
This means negligible change in resistance values despite grid temperature variations (very important parameter in applications like crane controls)
 - c) Unbreakable and corrosion free Grids . Suitable for extreme vibration conditions
 - d) Drawout type of banks for ease of removal while replacements
 - e) Three rod construction for higher range resistance grid for improved mechanical strength
 - f) Individual grids are T.I.G. welded for consistent current path
 - g) Unique design using staggered grid pattern ensuring maximum air circulation
 - h) Terminal designed for 2 types of conductors ensuring flexibility

We also manufacture NGRs & DBRs


Special Purpose Starters

- Direct ON Line Starters upto 500 HP
- Star Delta Starters upto 650 HP
- Closed Transition Star Delta Starters upto 650 HP
- Automatic Stator Rotor Starting Panels upto 1000 HP
- DC starter upto 600A

Type	Resistance Per Bank	Continuous Rating	LP
	Ohms	Amps	[₹]
WL10	0.1	225	15745
W12	0.125	200	13930
WL16	0.16	180	16090
WL20	0.2	150	16430
WL25	0.25	134	14505
WL32	0.32	118	12840
WL40	0.4	113	14855
WL50	0.5	100	12545
WL62	0.62	84	16195
WL80	0.8	75	14670
WL100	1	67	13645
WL125	1.25	64	15185
WL160	1.6	57	13105
WL200	2	54	14585
WL250	2.5	48	12875
WL320	3.2	43	11275
WL400	4	40	15710
WL500	5	35	11400
WL625	6.25	33	13020
WL800	8	29	12145
WL1200	12	21	13020
WL1600	16	19	12630

Dimensions in mm (WxHxD) : 800x152x250 HSN Code - 8533

Type	Resistance Per Bank	Continuous Rating	LP
	Ohms	Amps	[₹]
WLL20(M)-1	0.325	150	25545
WLL25(M)-1	0.54	134	24425
WLL32(M)-1	0.68	118	20715
WLL50(M)-1	0.864	100	17545



Power Receptacles..... BCH

Power Receptacles

Range

- Single / Multiple outlet boxes
- 16/32/63/125A rating
- With or without protection
- Option of back up protection with :
MCBs
SDFUs
MCCBs
- Modular and compact construction
- Loop in / Loop out facility
- Higher degree of Ingress Protection
- 7 Tank processed powder coated enclosure
- PU Gasketing for excellent sealing against dust and water



Plugs and Socket outlets with / without protection, mounted in CRCA enclosure of suitable size

Single Outlet	Incomer (1 No.)			Standard Version Cat reference	Loop in loop out version Cat reference
	Switch Type	MCCB Type	MCB		
1 No DS1A7A1 and 1 No. DS1B7A1	PSFS323ND000/ PSFS323ND00	-	-	PR16SDF-1	PR16SDF-1-LILO
1 No DS1A7A1 and 1 No. DS1B7A1	-	-	16A,TPN	PR16MCB-1	PR16MCB-1-LILO
1 No DS1A7A1 and 1 No. DS1B7A1	-	-	-	PR16WP-1	PR16WP-1-LILO
1 No DS3A7A1 and 1 No. DS3B7A1	PSFS323ND000/ PSFS323ND00	-	-	PR32SDF-1	PR32SDF-1-LILO
1 No DS3A7A1 and 1 No. DS3B7A1	-	-	32A,TPN	PR32MCB-1	PR32MCB-1-LILO
1 No DS3A7A1 and 1 No. DS3B7A1	-	-	-	PR32WP-1	PR32WP-1-LILO
1 No DS6A7A1 and 1 No. DS6B7A1	PSFS633ND000/ PSFS633ND00	-	-	PR63SDF-1	PR63SDF-1-LILO
1 No DS6A7A1 and 1 No. DS6B7A1	-	XFE063N+ separate Neutral Link + Rotary Handle	-	PR63MCCB-1	PR63MCCB-1-LILO
1 No DS6A7A1 and 1 No. DS6B7A1	-	-	63A,TPN	PR63MCB-1	PR63MCB-1-LILO
1 No DS6A7A1 and 1 No. DS6B7A1	-	-	-	PR63WP-1	PR63WP-1-LILO
1 No DS9A7A1 and 1 No. DS9B7A1	PSFS1253ND	-	-	PR125SDF-1	PR125SDF-1-LILO
1 No DS9A7A1 and 1 No. DS9B7A1	-	XF2H125NV+ separate Neutral Link + Rotary Handle	-	PR125MCCB-1	PR125MCCB-1-LILO
1 No DS9A7A1 and 1 No. DS9B7A1	-	-	-	PR125WP-1	PR125WP-1-LILO

Double Outlet

2 No DS6A7A1 and 2 No. DS6B7A1	-	XF2H125NV+ separate Neutral Link + Rotary Handle	-	PR63MCCB-2	PR63MCCB-2-LILO
2 No DS6A7A1 and 2 No. DS6B7A1	PSFS1253ND	-	-	PR63SDF-2	PR63SDF-2-LILO

* Prices : Available on request

Auto Transformer BCH

Auto Transformer Starter Panels upto 800 HP

Advantages

- Good Starting Torque and current performance
- Possibility of adjusting starting parameters
- No break in supply to the motor during starting
- Best suited when maximum reduction of Inrush current is desired or motor requires longer acceleration time with Good starting torque
- Blowers Compressors Crushers
- Pumps Extruders

Range & Specifications

- Available upto 800HP
- Standard Tappings : 50% , 65% and 80%
- Air Cooled design & Oil cooled
- 7 Tank pre treated bolted construction enclosure
- Superior gasket

Protections

- Short Circuit
- Overload and Single Phasing (Thru Overload relay)
- Under voltage
- Other protections available on request

Metering and indication

- Voltmeter with selector switch
- Ammeter with selector switch
- R,Y, B phase indication
- Motor ON, OFF and Trip indication



HSN Code - 8537

BIL Auto Transformer Starter - STANDARD RATINGS	MODEL 1 - BASIC ATS : PU door-gasket Enclosure, 3nos. Power Contactor, Citation OLR, Start/Stop PB, Motor ON LED		MODEL 2 - PREMIUM Version : PU door- gasket Enclosure, MCCB Incomer, 3nos. Power Contactor, Citation OLR, Electronic SPP, Ammeter/voltmeter with selector switches, Start/Stop PB, Phase & Motor ON/Trip LEDs.	
	HP	Cat. code for Air cooled	Cat. code for Oil cooled	Cat. code for Air cooled
20	ATEA20	ATEO20	ATPA20	ATPO20
25	ATEA25	ATEO25	ATPA25	ATPO25
30	ATEA30	ATEO30	ATPA30	ATPO30
35	ATEA40	ATEO40	ATPA40	ATPO40
40	ATEA40	ATEO40	ATPA40	ATPO40
50	ATEA50	ATEO50	ATPA50	ATPO50
60	ATEA60	ATEO60	ATPA60	ATPO60
75	ATEA75	ATEO75	ATPA75	ATPO75
100	ATEA100	ATEO100	ATPA100	ATPO100
125	ATEA125	ATEO125	ATPA125	ATPO125
150	ATEA150	ATEO150	ATPA150	ATPO150
175	ATEA175	ATEO175	ATPA175	ATPO175
200	ATEA200	ATEO200	ATPA200	ATPO200
225	ATEA225	ATEO225	ATPA225	ATPO225
250	ATEA250	ATEO250	ATPA250	ATPO250
300	ATEA300	ATEO300	ATPA300	ATPO300
350	ATEA350	ATEO350	ATPA350	ATPO350
400	ATEA400	ATEO400	ATPA400	ATPO400

* Contact nearest sales office for Prices



Price List

General Terms & Conditions

Prices are subject to change without any prior notice and will be applicable as prevailing at the time of dispatch.

- The prices are ex-works basis..
- The prices given in this list are effective as on date and are subject to change without notice.
- Maximum Retail Price (MRP) mentioned are inclusive of GST.
- The List Prices (LP) mentioned are exclusive of GST.
- The duties, taxes and other statutory levies are based on rates prevailing at the time of billing. Any subsequent revision of those rates having retrospective effective shall be to customer's account.
- In case where any GST exemption has been claimed, the purchaser is responsible for providing the necessary GST exemption form within the specified period, failing which the purchaser would be liable for the payment of full GST plus applicable interest and penalties
- All Prices are in Indian Rupees (₹).
- Alteration made after receipt of confirmation of order are subject to price & delivery revisions and any other expenses or levies
- The dispute, if any, will be resolved mutually by discussion. However, if no settlement is forthcoming then, the Courts at New Delhi shall only have territorial jurisdiction to hear and decide the dispute.

Warranty

All products, unless specifically mentioned otherwise, shall have warranty, against manufacturing defects for a period of 18* months from the date of invoicing & 24 months from date of manufacturing whichever is later subject to the provision of proper usage and does not cover defects arising out of fire, accident, inefficient maintenance, faulty operation and willful or accidental damage. The manufacturer shall not be liable for any consequential loss, injury or damages attributable to defect or failure of its products.

* Proof of purchase to be retained to avail warranty.

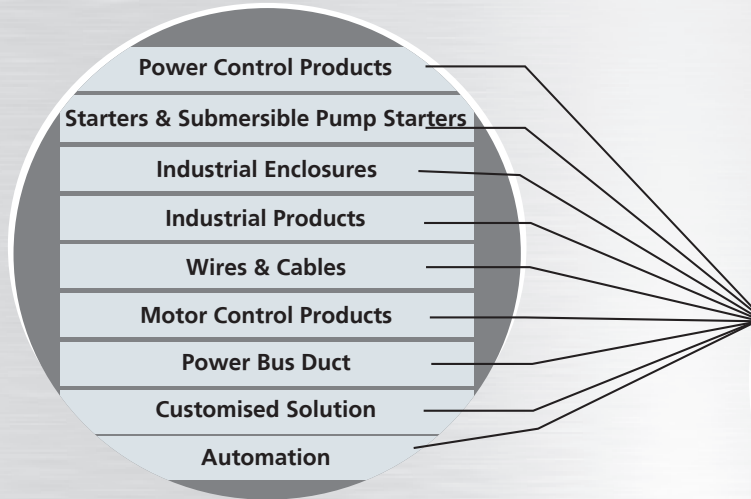
a strong commitment
to serve better
always ...



**Switchgear | Controlgear | Enclosures | Motor Starters & Submersible Pump Starters |
Brakes and Crane Controls | MCC | PCC | Customised Solutions | Automation |
Wires & Cables | Motors | Reactive Power Management**



**BCH
ELECTRIC
LIMITED**



a strong commitment
to serve better always...



BCH ELECTRIC LIMITED

Go Digital

www.bchindia.com

Visit us at : www.bchindia.com

Corporate Office : 1105, New Delhi House, 27, Barakhamba Road, New Delhi-110 001 Tel. : 91-11- 43673100
CIN : U31103WB1965PLC026427, Customercare No. 1800-103-9262, E-mail : marketing@bchindia.com
Registered Office : Block 1E, 216, Acharya Jagadish Chandra Bose Road, Kolkata - 700 017
Works 1 : 20/4, Mathura Road, Faridabad -121 006 (Haryana) Tel. : 0129-4063000/4293000 Fax : 0129-2304016
Works 2 : 64-68, Sector-7, IIE, Pant Nagar, Rudrapur, Udham Singh Nagar - 263 153 (Uttarakhand) Tel. : 05944-250214/16 Fax : 05944-250215

Sales Offices :

Ahmedabad
103, Aaron,
Nr. SBI Laghuudyug branch,
Behind Sakar-1
Gandhigram Railway station,
Ellis bridge, Ahmedabad - 380006
Tel. : 079-26589719
E-mail: ahmedabad@bchindia.com

Bangalore
3rd Floor, 130/5,
K.H. Road (Double road),
Bangalore - 560 027
Tel. : 080-22273478 / 22236759
E-mail : bangalore@bchindia.com

Bhubaneswar
Mallick Commercial
Complex Plot No. : A/69, unit - 3
Bhubaneswar - 751 001
Tel. : 0674-2380988
E-mail: bhubaneswar@bchindia.com

Chandigarh (Panchkula)
SCO -129, IInd Floor,
MDC, Sector-5 Panchkula,
Haryana-134 109
Tel. : 0172-5078957 / 5049905
E-mail: chandigarh@bchindia.com

Chennai
Flat No. 3A, 3rd Floor,
Sree Apartments,
No.508, TTK Road,
Alwarpet, Chennai 600 018
Tel. : 044-24337046, 24337047
E-mail : chennai@bchindia.com

Coimbatore
87, Dr. Nanjappa Road,
Coimbatore - 641 018
Tel. : 0422-2305311 / 2302599
E-mail : coimbatore@bchindia.com

Delhi 1
801, Akash Deep Building,
26A, Barakhamba Road,
New Delhi - 110 001
Tel. : 011-23313878 / 43518200
E-mail : delhi@bchindia.com

Delhi 2
710, Deepali Building, 92
Nehru Place, New Delhi - 110 019
Tel. : 011-45720334
E-mail : delhi2@bchindia.com

Dehradun
8, Co-operative Industrial Estate,
Patel Nagar, Dehradun-248001
E-mail : dehradun@bchindia.com

Faridabad
20/4, Mathura Road,
Faridabad - 121 006 (Haryana)
Tel. : 0129-4293009
E-mail : faridabad@bchindia.com

Hyderabad
1-8-303/48/13/102, Arya One,
2nd Floor, P. G. Road,
Secunderabad - 500 003
Tel. : 040-66206263/27890306
Fax : 040-66207273
E-mail : hyderabad@bchindia.com

Indore
330-331, Indraprastha Tower,
3rd Floor, 6, M.G. Road,
Indore - 452 001
Tel. : 0731-2510011 / 2510012
E-mail : indore@bchindia.com

Jaipur
25, Hathroi, Gopalbari,
Jaipur - 302 001
Tel. : 0141-2363521
E-mail : jaipur@bchindia.com

Jamshedpur
3rd Floor, Aastha Trade Centre,
'Q' Road, Bistupur,
Jamshedpur - 831 001
Tel. : 0657-2321097/2321481
E-mail : jamshedpur@bchindia.com

Kolkata
Block 1E, 216,
Acharya Jagadish Chandra Bose Road,
Kolkata - 700 017
Tel. : 033-22871728 / 46021884
E-mail : kolkata@bchindia.com

Lucknow
Madan Plaza, 3rd Floor,
14, Station Road,
Lucknow - 226 001
Tel. : 0522-4025597/4025997
Fax : 0522-4025997
E-mail : lucknow@bchindia.com

Ludhiana
S.C.O.- 18, 2nd Floor,
Feroze Gandhi Market,
Ludhiana - 140 001
Tel. : 0161-5021807/5022808
E-mail : ludhiana@bchindia.com

Mumbai
A-151, Mittal Tower,
Nariman Point,
Mumbai - 400 021
Tel. : 022-22822947/22850162
Fax : 022-22822858
E-mail : mumbai@bchindia.com

Pune
8, Sarosh Bhavan,
16-B/1, Dr. Ambedkar Road,
Pune - 411 001
Tel. : 020-26052590 / 26135224
E-mail : pune@bchindia.com

Raipur
2nd Floor, Building No. B-234,
Indira Gandhi Vyasayik Parisar,
Pandri, Raipur - 492 004
Tel. : 0771-4020213 / 4045053
E-mail : raipur@bchindia.com

Trichy
2B, Kannagi Street,
Ayyappa Nagar, K.K.Nagar
Trichy - 620 021, Tamilnadu
Tel. : 0431-4040497
E-mail: trichy@bchindia.com

Vadodara
301, Third Floor, "Florence Classic",
10, Ashapuri Co-Op. Hsg. Soc. Ltd., Opp. VUDA Housing,
Near Cow Circle, Akota, Vadodara - 390 020
Tel. : 0265-2345068/2345069
Telefax : 0265-2345068.
E-mail : vadodara@bchindia.com

Other Branch Locations

Cochin : cochin@bchindia.com, **Guwahati :** guwahati@bchindia.com, **Nagpur :** nagpur@bchindia.com, **Vishakapatnam :** vizag@bchindia.com, **Surat :** surat@bchindia.com

Resident Engineer Locations

Agra	Jodhpur	Nashik	Siliguri
Anantapur	Kanpur	Patna	Surat
Bhopal	Katni	Puducherry	Tirunelveli
Calicut	Karimnagar	Rajkot	Udaipur
Gurgaon	Kota	Rourkela	Vapi
Jalandhar	Midnapur	Rudrapur	Vijayawada
Jalgaon	Muzaffarnagar	Salem	

Since product improvement is a continuous process, the data furnished in this brochure may undergo revision without prior notice.