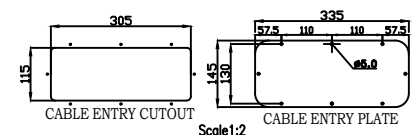
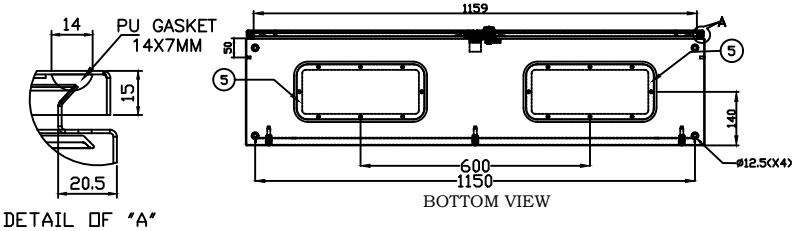
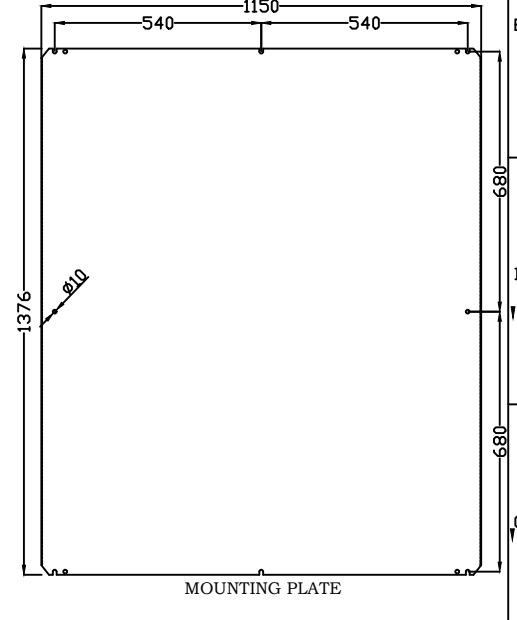
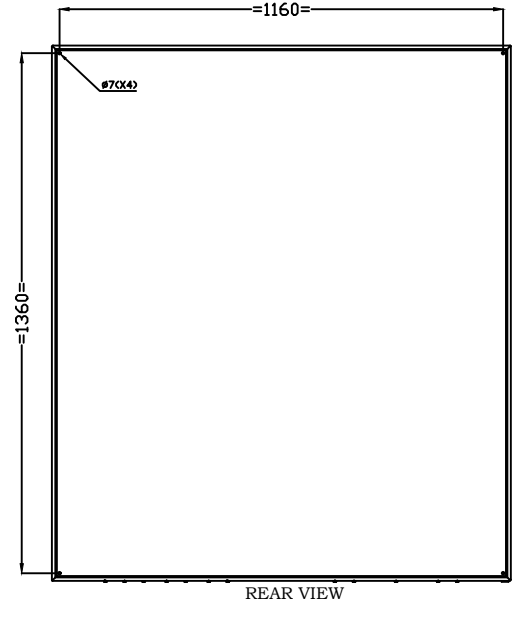
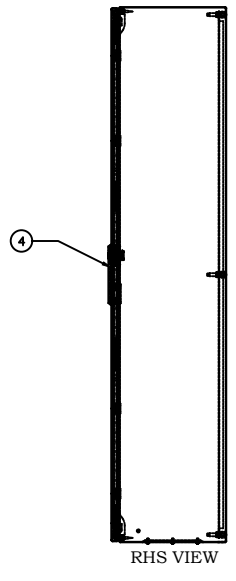
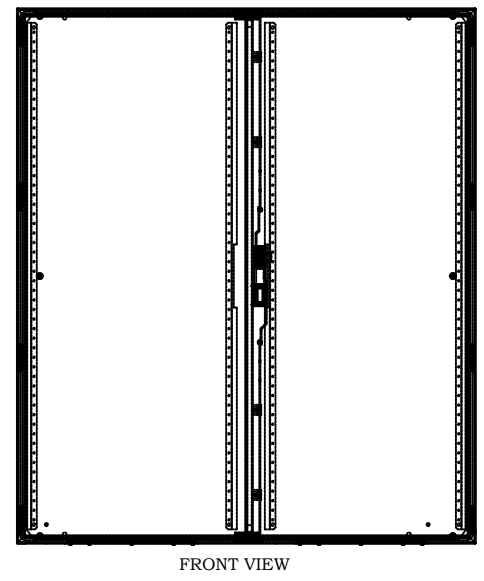
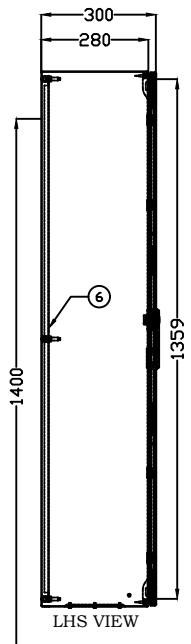
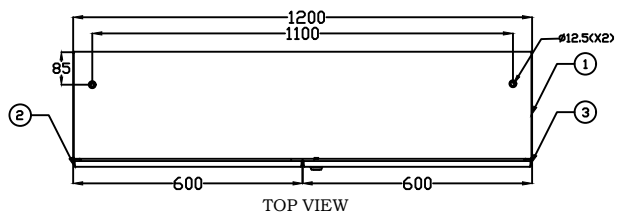


0.5	DV-3	DV-6	DV-30	DV-100	DV-1000	DV-10000	DV-100000	DV-1000000	DV-10000000
Upto 3	3	6	30	120	400	1000	2000	4000	10-50
LENGTH or $\phi$	$\pm 0.1$	$\pm 0.1$	$\pm 0.2$	$\pm 0.3$	$\pm 0.5$	$\pm 0.8$	$\pm 1.2$	$\pm 2.0$	$\pm 1^*$
									LENGTH IN MM OF SHORTER SIDE OF ANGLES
									Upto 10
									10-50
									50-120
									120-400
									$\pm 0.20^*$
									$\pm 0.30^*$
									$\pm 0.70^*$

This drawing is the property of BCH ELECTRIC LIMITED and should not be copied in any form nor three dimensional articles be made without prior written permission from BCH ELECTRIC LTD



BILL OF MATERIAL				
S.NO.	DESCRIPTION	QTY.	MATERIAL	FINISH
1	ENCLOSURE BODY	01	CRCA 1.6MM	STR. RAL-7035
2	FRONT LHS DOOR	01	CRCA 2.0MM	STR. RAL-7035
3	FRONT RHS DOOR	01	CRCA 2.0MM	STR. RAL-7035
4	3-POINT LOCK	01	BCH STANDARD	BCH STANDARD
5	GLAND PLATE	02	CRCA 1.6MM	STR. RAL-7035
6	MOUNTING PLATE	01	GPSP 2.5MM	GPSP FINISH

 Third angle	Tolerances to ISO 2768-M Unless Otherwise Stated		Scale : NTS	All dimensions in MM DO NOT SCALE IF IN DOUBT ASK	
	Drawn	SANKRESH	25.06.25	DRG NO:	BIL-40440
	Checked	GYAN	25.06.25	TITLE :	IP-55 WALL MOUNTED BOX 1200W*1400H*300D MM
Appr'd	ABHJIT DEY	25.06.25			

Rev	REVISION NOTE	REV BY	APPRV	DATE
5				
4				
3				
2				
1				

**BCH ELECTRIC LTD.** Material : AS PER BOM Sheet 1 of 1  
 20/4, MATHURA ROAD FARIDABAD-121006 Finish : AS PER BOM A4

Note: Remove burrs and sharp edges

EES-D&D-01-0-1